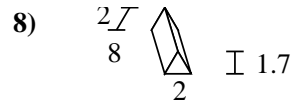
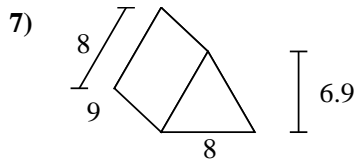
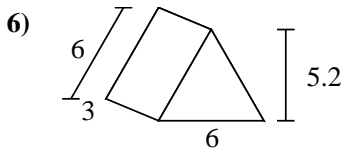
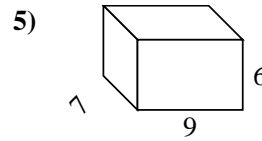
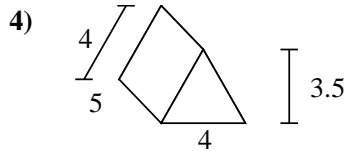
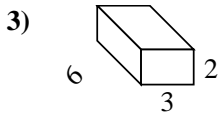
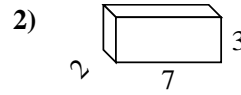
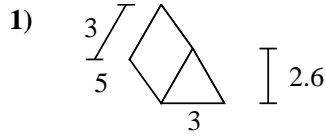
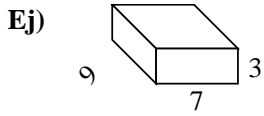




Encuentra el área de la superficie de cada figura.



**Respuestas**

Ej. **222 cm<sup>2</sup>**

1. \_\_\_\_\_

2. \_\_\_\_\_

3. \_\_\_\_\_

4. \_\_\_\_\_

5. \_\_\_\_\_


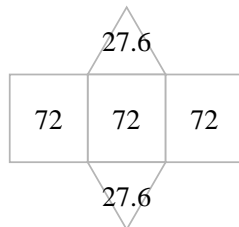
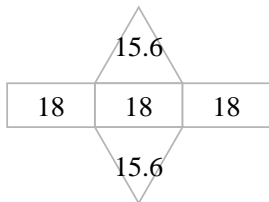
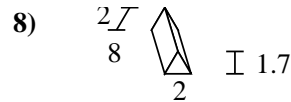
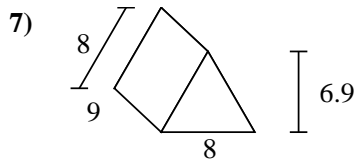
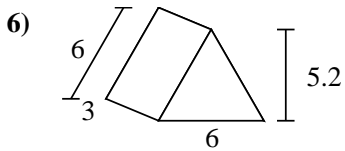
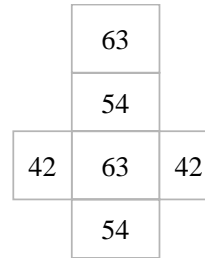
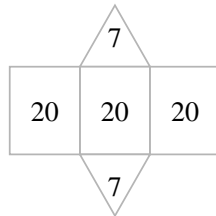
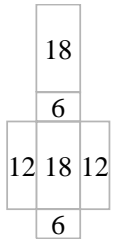
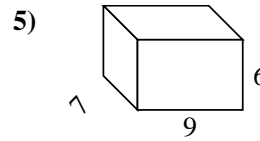
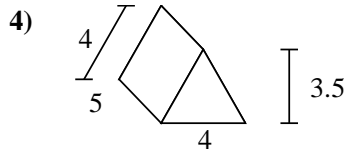
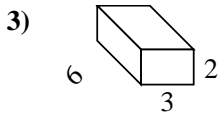
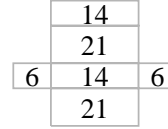
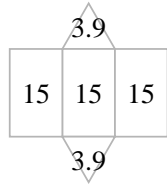
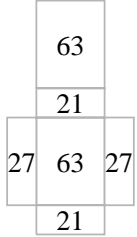
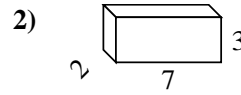
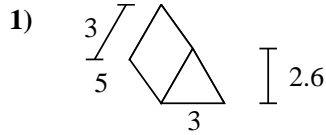
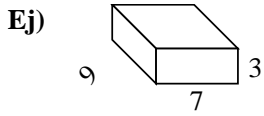
6. \_\_\_\_\_

7. \_\_\_\_\_

8. \_\_\_\_\_



Encuentra el área de la superficie de cada figura.

**Respuestas**Ej. 222 cm<sup>2</sup>1. 52.8 cm<sup>2</sup>2. 82 cm<sup>2</sup>3. 72 cm<sup>2</sup>4. 74 cm<sup>2</sup>5. 318 cm<sup>2</sup>6. 85.2 cm<sup>2</sup>7. 271.2 cm<sup>2</sup>8. 51.4 cm<sup>2</sup>