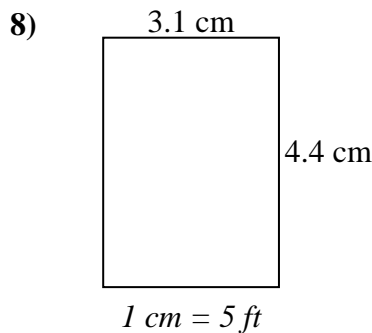
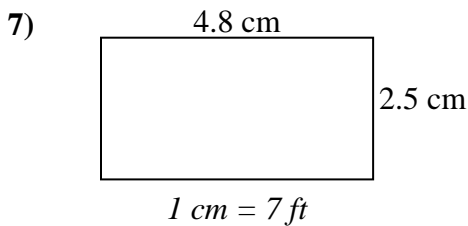
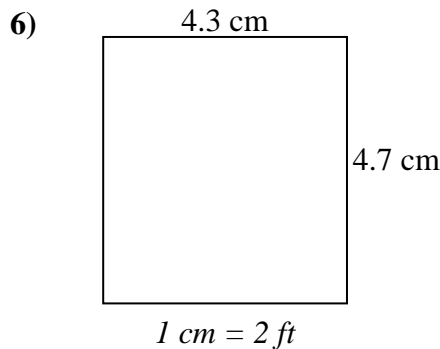
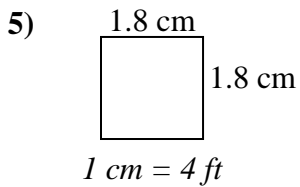
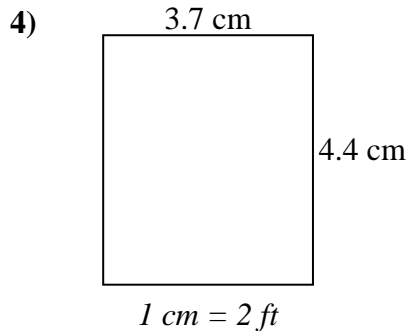
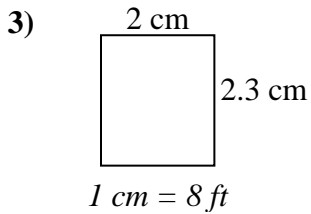
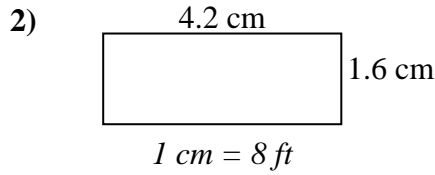
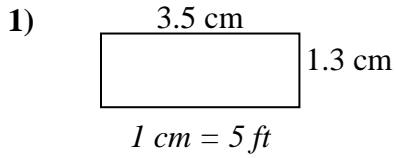




Determine el ancho, la altura y el área reales de cada rectángulo.

Redondea el área al número entero más cercano



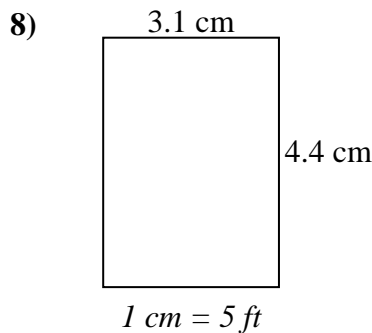
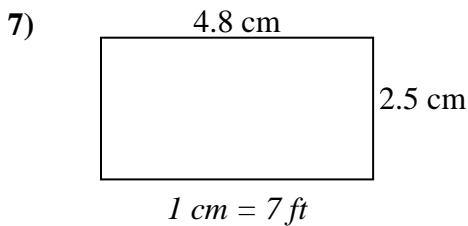
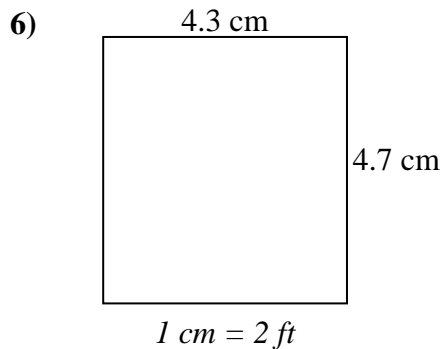
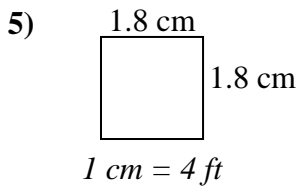
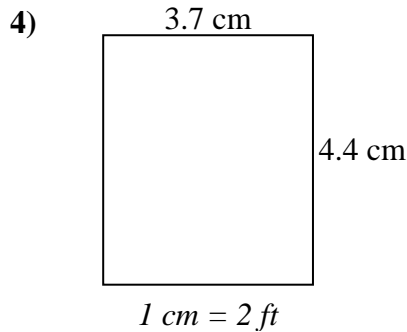
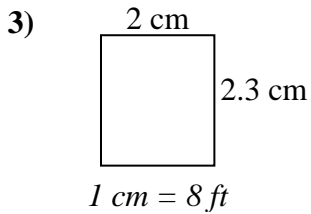
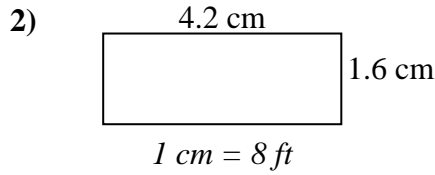
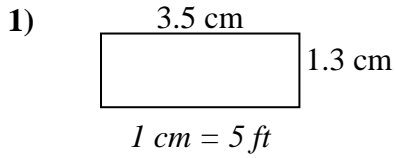
**Respuestas**

1. \_\_\_\_\_
2. \_\_\_\_\_
3. \_\_\_\_\_
4. \_\_\_\_\_
5. \_\_\_\_\_
6. \_\_\_\_\_
7. \_\_\_\_\_
8. \_\_\_\_\_



Determine el ancho, la altura y el área reales de cada rectángulo.

Redondea el área al número entero más cercano



**Respuestas**

- |    |             |             |            |
|----|-------------|-------------|------------|
| 1. | <u>17.5</u> | <u>6.5</u>  | <u>114</u> |
| 2. | <u>33.6</u> | <u>12.8</u> | <u>430</u> |
| 3. | <u>16</u>   | <u>18.4</u> | <u>294</u> |
| 4. | <u>7.4</u>  | <u>8.8</u>  | <u>65</u>  |
| 5. | <u>7.2</u>  | <u>7.2</u>  | <u>52</u>  |
| 6. | <u>8.6</u>  | <u>9.4</u>  | <u>81</u>  |
| 7. | <u>33.6</u> | <u>17.5</u> | <u>588</u> |
| 8. | <u>15.5</u> | <u>22</u>   | <u>341</u> |