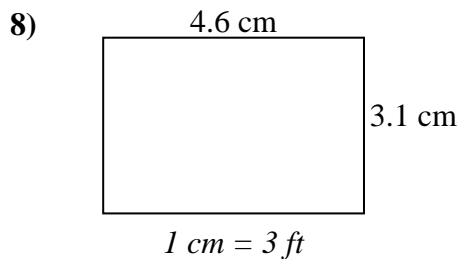
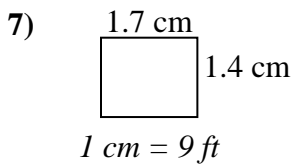
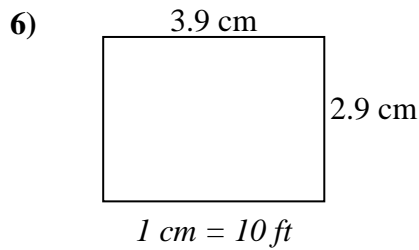
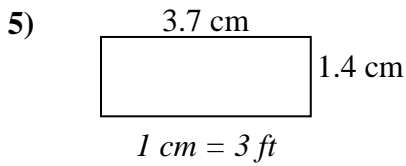
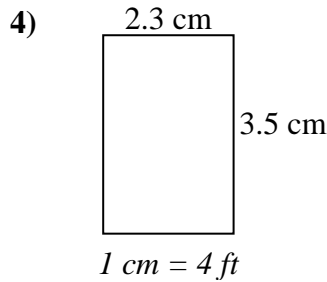
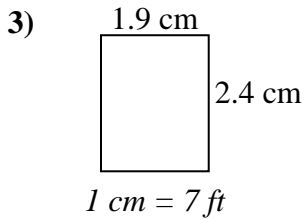
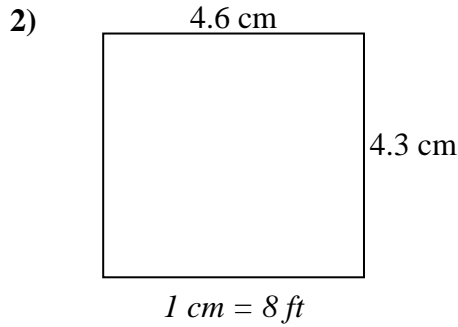
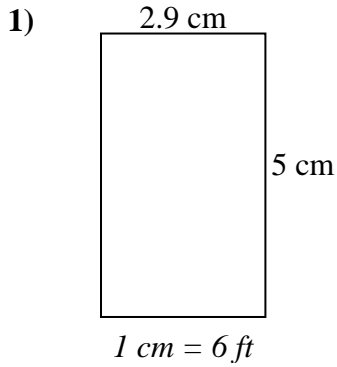




Determine el ancho, la altura y el área reales de cada rectángulo.

Redondea el área al número entero más cercano



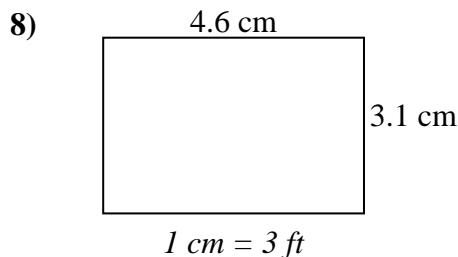
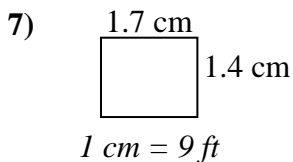
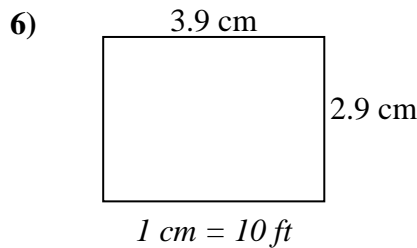
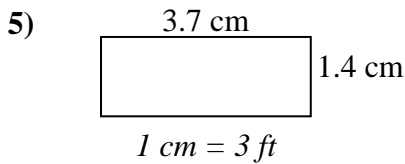
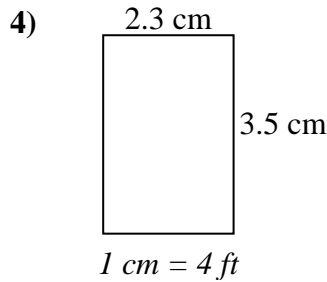
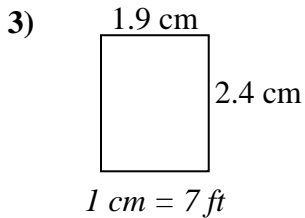
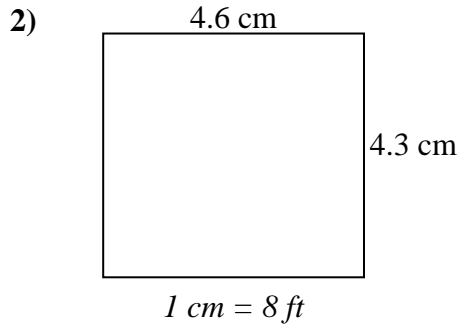
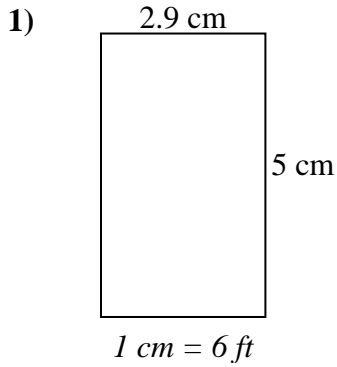
**Respuestas**

1. \_\_\_\_\_
2. \_\_\_\_\_
3. \_\_\_\_\_
4. \_\_\_\_\_
5. \_\_\_\_\_
6. \_\_\_\_\_
7. \_\_\_\_\_
8. \_\_\_\_\_



Determine el ancho, la altura y el área reales de cada rectángulo.

Redondea el área al número entero más cercano



**Respuestas**

1. 17.4   30   522
2. 36.8   34.4   1,266
3. 13.3   16.8   223
4. 9.2   14   129
5. 11.1   4.2   47
6. 39   29   1,131
7. 15.3   12.6   193
8. 13.8   9.3   128