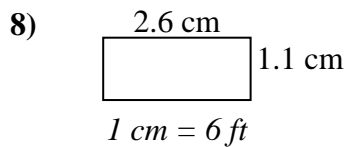
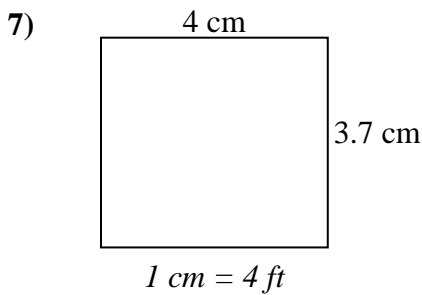
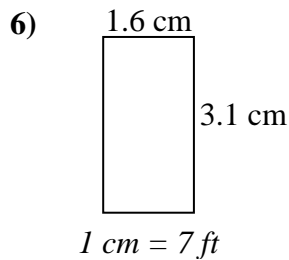
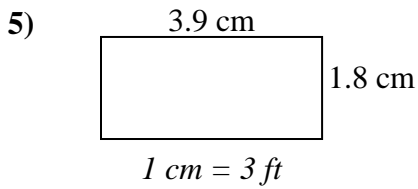
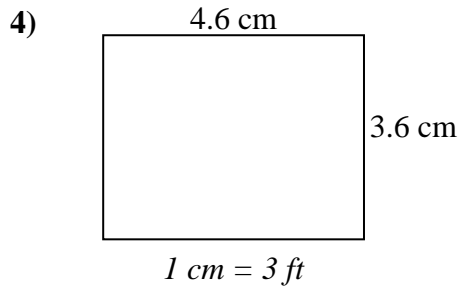
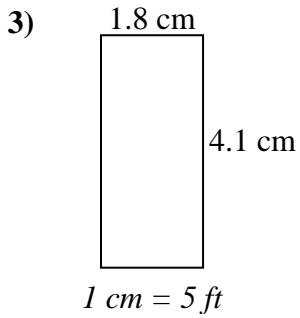
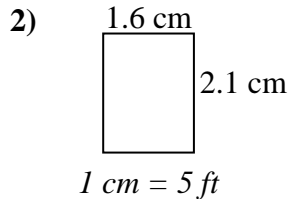
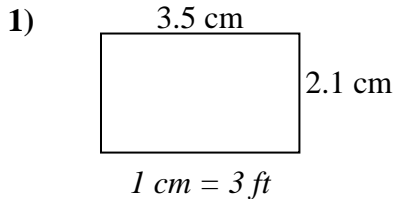




Determine el ancho, la altura y el área reales de cada rectángulo.

Redondea el área al número entero más cercano



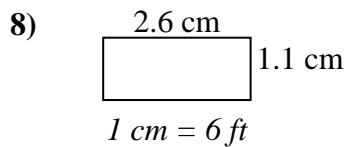
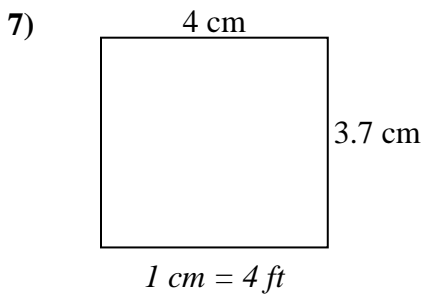
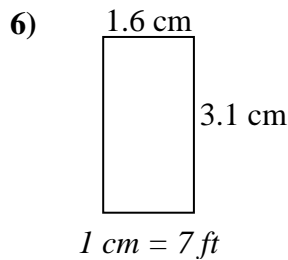
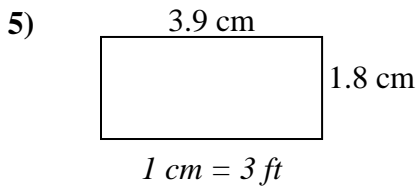
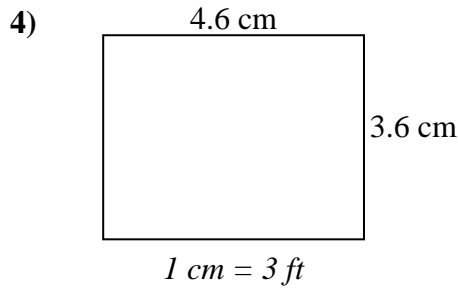
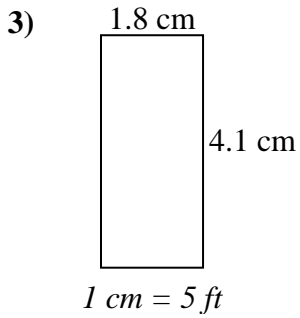
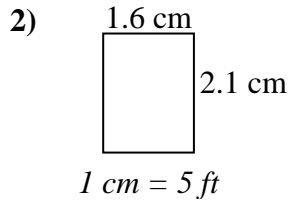
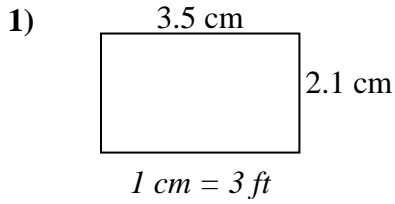
**Respuestas**

1. \_\_\_\_\_
2. \_\_\_\_\_
3. \_\_\_\_\_
4. \_\_\_\_\_
5. \_\_\_\_\_
6. \_\_\_\_\_
7. \_\_\_\_\_
8. \_\_\_\_\_



Determine el ancho, la altura y el área reales de cada rectángulo.

Redondea el área al número entero más cercano



### Respuestas

1. 10.5   6.3   66
2. 8   10.5   84
3. 9   20.5   185
4. 13.8   10.8   149
5. 11.7   5.4   63
6. 11.2   21.7   243
7. 16   14.8   237
8. 15.6   6.6   103