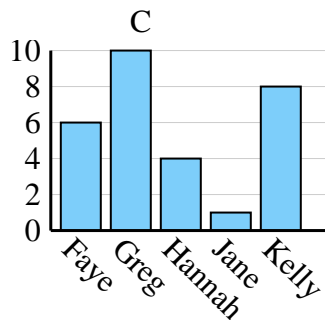
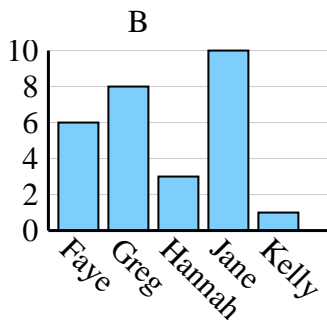
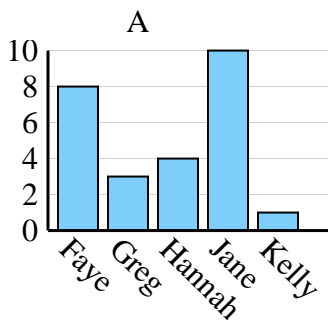




Determina cuál gráfica (A,B o C) representa mejor la información en la tabla.

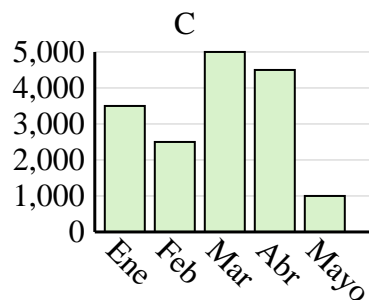
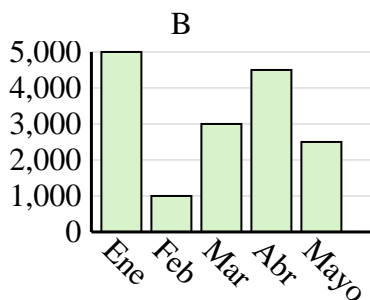
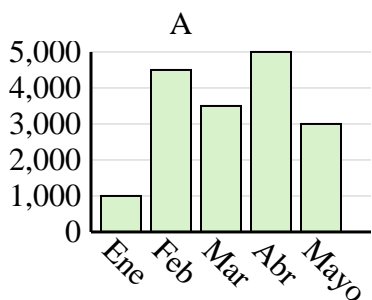
Respuestas

Nombre	Faye	Greg	Hannah	Jane	Kelly
Estados en que ha vivido	6	10	4	1	8

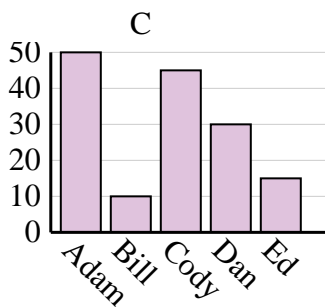
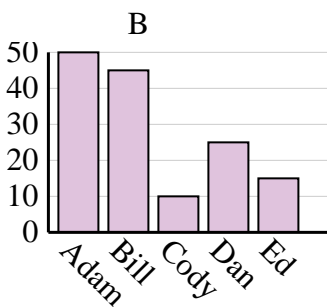
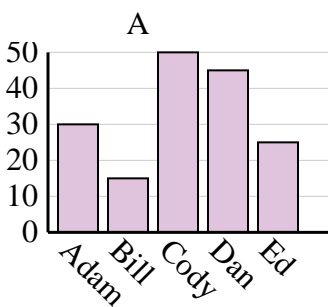


1. _____
2. _____
3. _____
4. _____

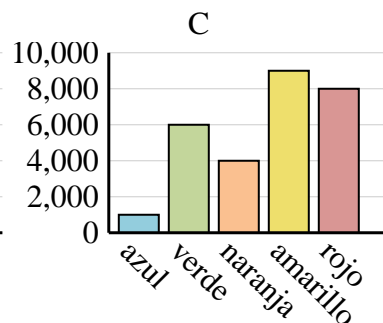
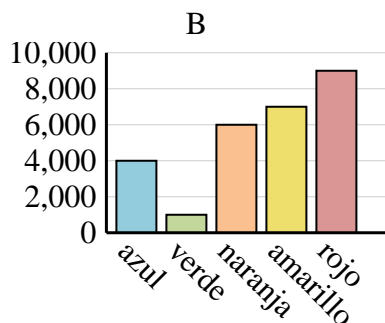
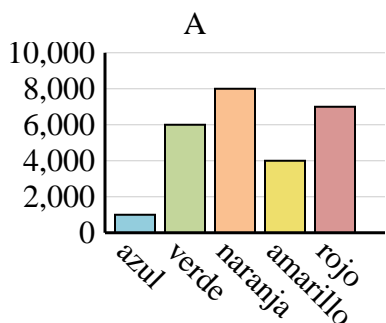
Ventas	Ene	Feb	Mar	Abr	Mayo
Mes	3,500	2,500	5,000	4,500	1,000



Nombre	Adam	Bill	Cody	Dan	Ed
Puntos	30	15	50	45	25



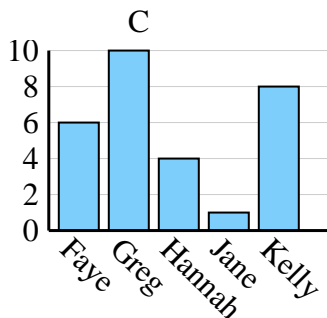
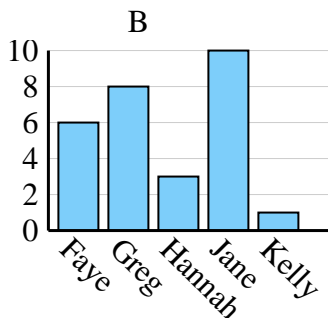
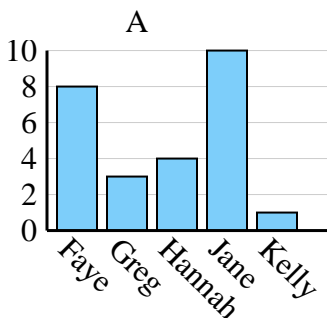
Color favorito	azul	verde	naranja	amarillo	rojo
Personas	4,000	1,000	6,000	7,000	9,000



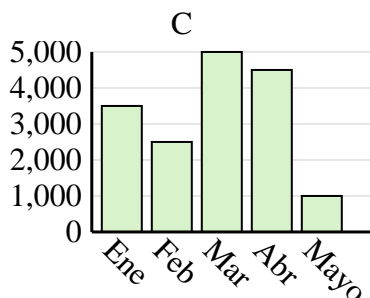
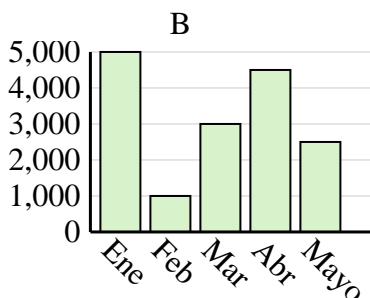
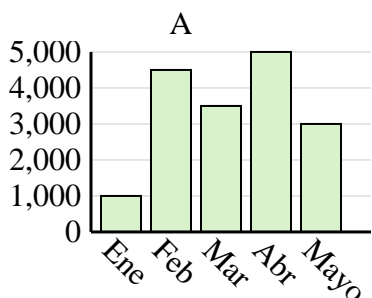


Determina cuál gráfica (A,B o C) representa mejor la información en la tabla.

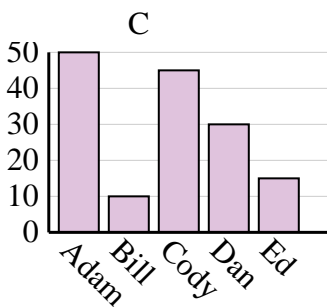
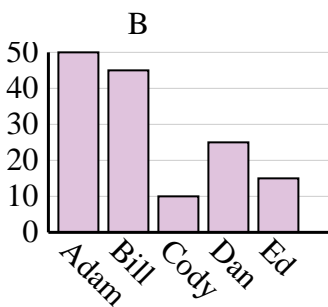
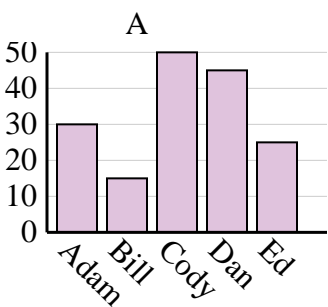
Nombre	Faye	Greg	Hannah	Jane	Kelly
Estados en que ha vivido	6	10	4	1	8



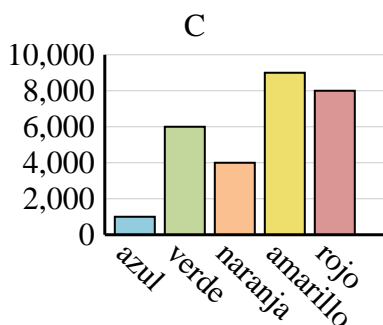
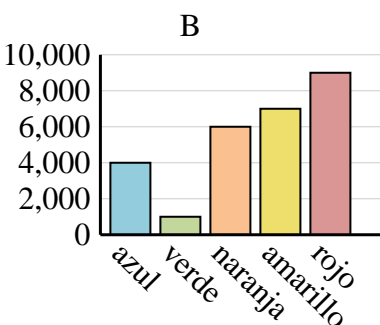
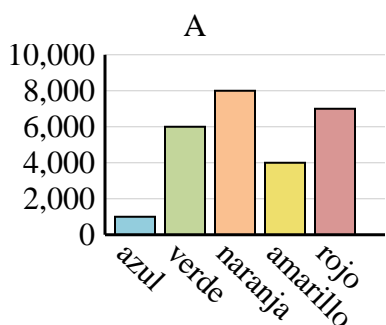
Ventas	Ene	Feb	Mar	Abr	Mayo
Mes	3,500	2,500	5,000	4,500	1,000



Nombre	Adam	Bill	Cody	Dan	Ed
Puntos	30	15	50	45	25



Color favorito	azul	verde	naranja	amarillo	rojo
Personas	4,000	1,000	6,000	7,000	9,000



Respuestas

1. **C**

2. **C**

3. **A**

4. **B**