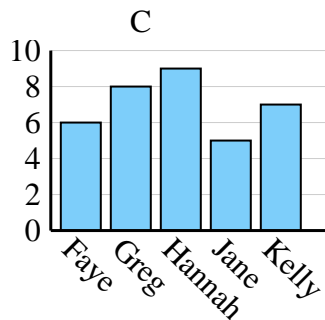
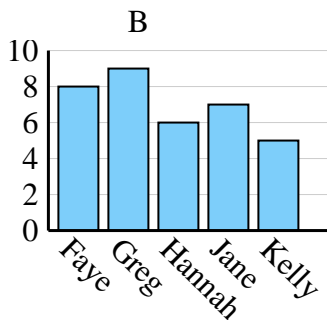
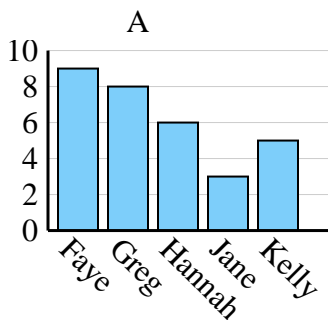




Determina cuál gráfica (A,B o C) representa mejor la información en la tabla.

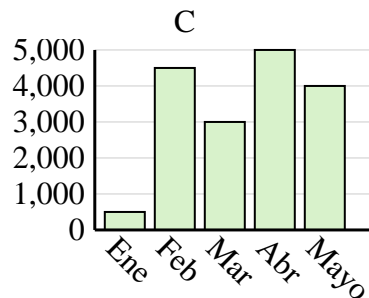
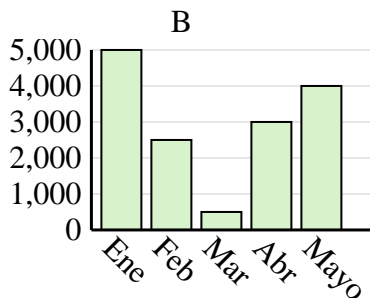
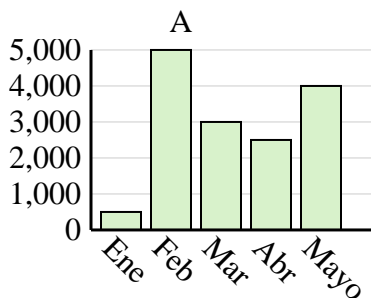
**Respuestas**

Nombre	Faye	Greg	Hannah	Jane	Kelly
Estados en que ha vivido	6	8	9	5	7

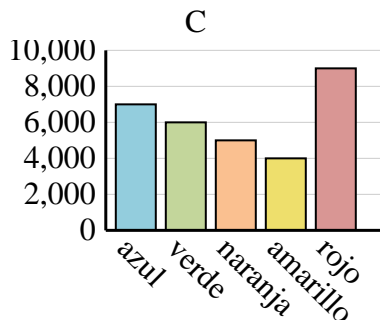
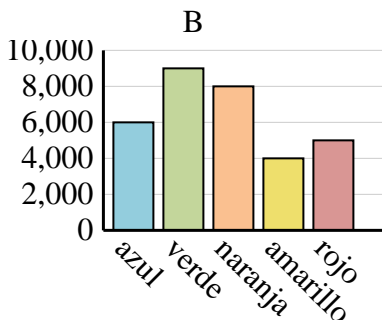
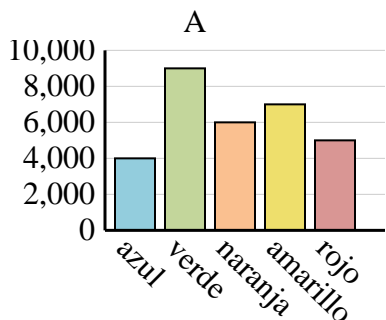


1. \_\_\_\_\_
2. \_\_\_\_\_
3. \_\_\_\_\_
4. \_\_\_\_\_

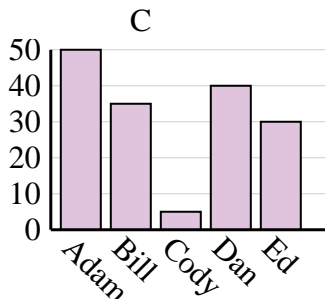
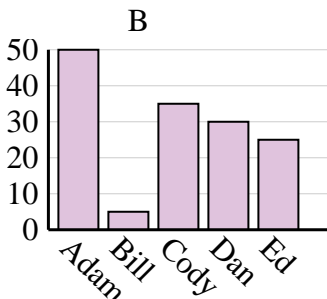
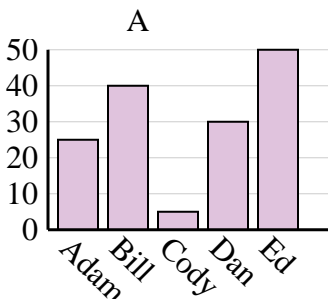
Ventas	Ene	Feb	Mar	Abr	Mayo
Mes	500	4,500	3,000	5,000	4,000



Color favorito	azul	verde	naranja	amarillo	rojo
Personas	4,000	9,000	6,000	7,000	5,000



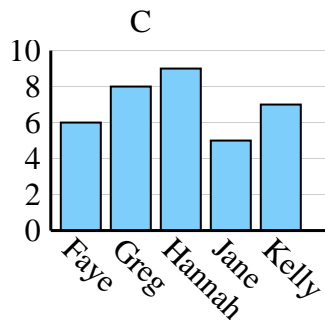
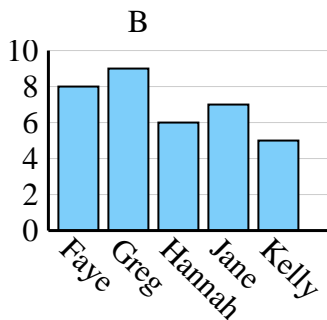
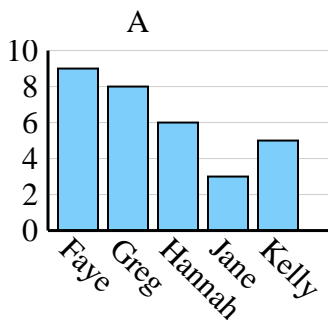
Nombre	Adam	Bill	Cody	Dan	Ed
Puntos	50	35	5	40	30



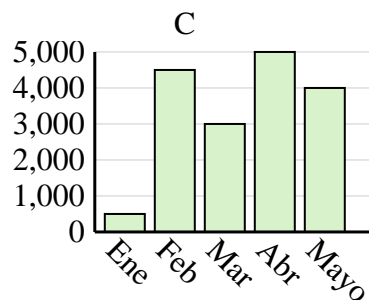
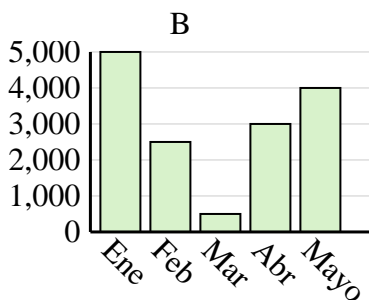
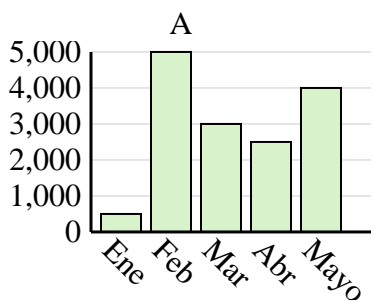


Determina cuál gráfica (A,B o C) representa mejor la información en la tabla.

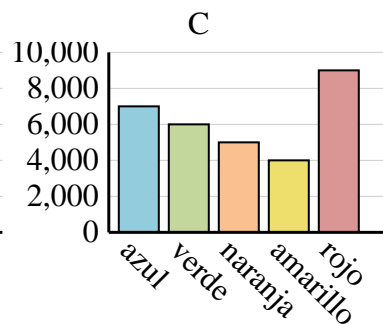
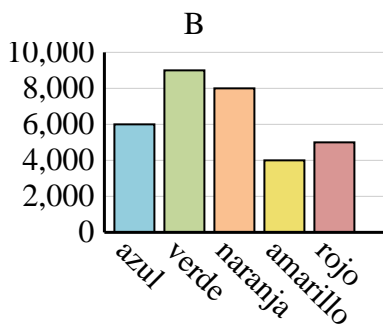
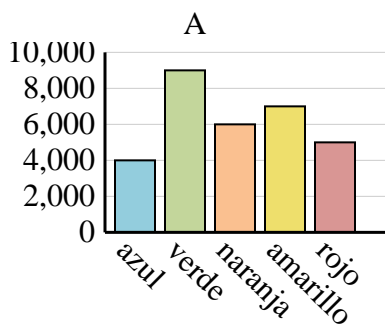
Nombre	Faye	Greg	Hannah	Jane	Kelly
Estados en que ha vivido	6	8	9	5	7



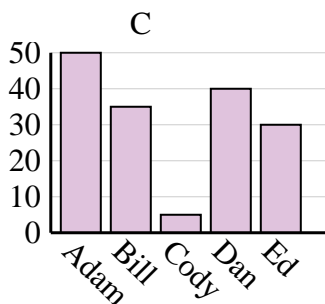
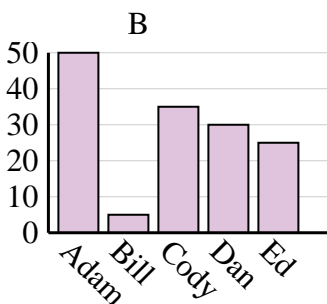
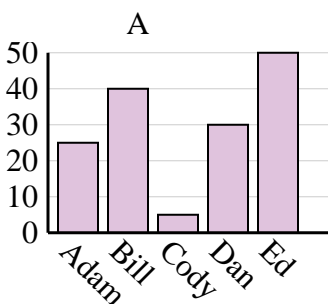
Ventas	Ene	Feb	Mar	Abr	Mayo
Mes	500	4,500	3,000	5,000	4,000



Color favorito	azul	verde	naranja	amarillo	rojo
Personas	4,000	9,000	6,000	7,000	5,000



Nombre	Adam	Bill	Cody	Dan	Ed
Puntos	50	35	5	40	30



**Respuestas**

1. **C**

2. **C**

3. **A**

4. **C**