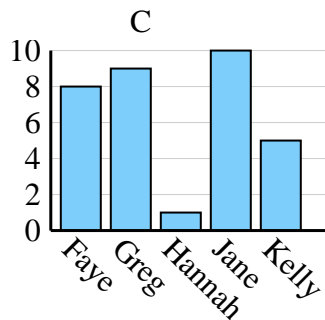
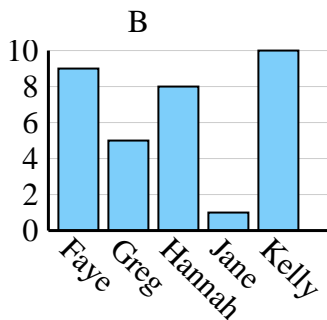
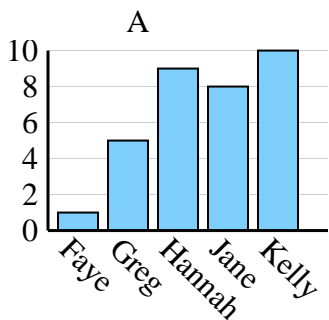




Determina cuál gráfica (A,B o C) representa mejor la información en la tabla.

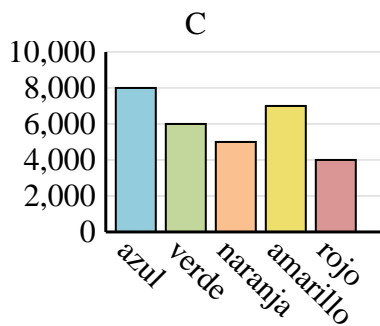
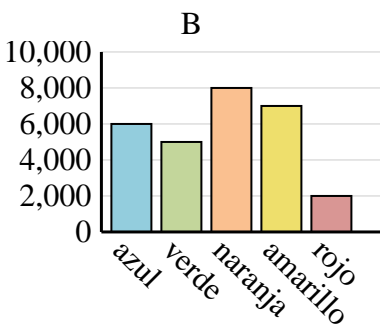
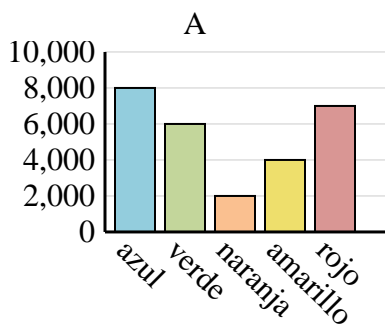
Respuestas

Nombre	Faye	Greg	Hannah	Jane	Kelly
Estados en que ha vivido	8	9	1	10	5

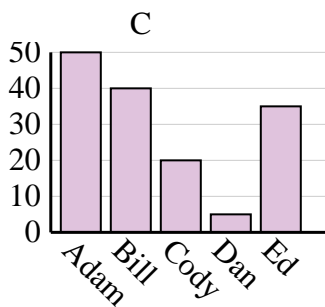
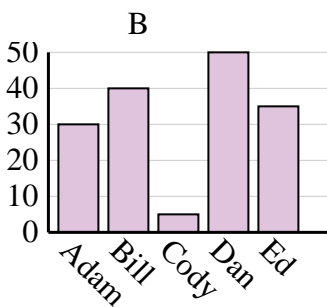
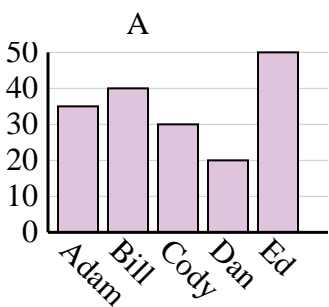


1. _____
2. _____
3. _____
4. _____

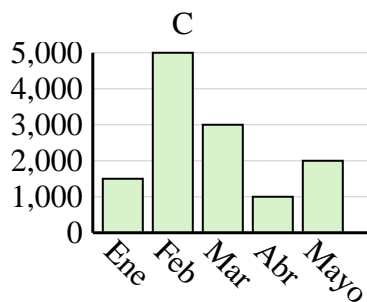
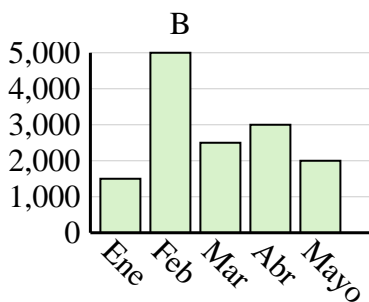
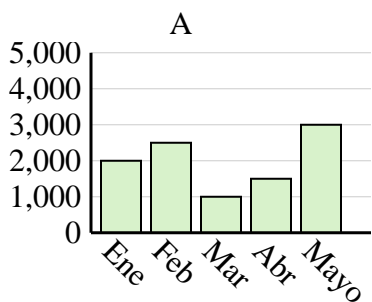
Color favorito	azul	verde	naranja	amarillo	rojo
Personas	8,000	6,000	5,000	7,000	4,000



Nombre	Adam	Bill	Cody	Dan	Ed
Puntos	50	40	20	5	35



Ventas	Ene	Feb	Mar	Abr	Mayo
Mes	1,500	5,000	3,000	1,000	2,000

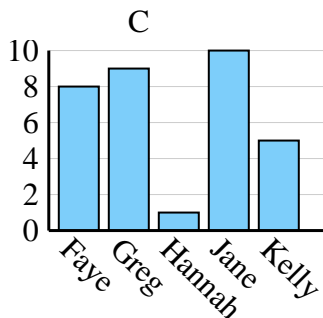
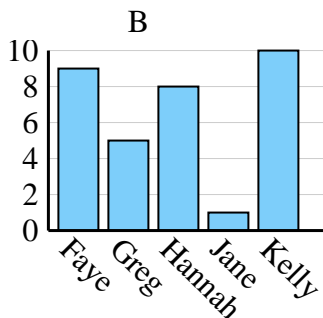
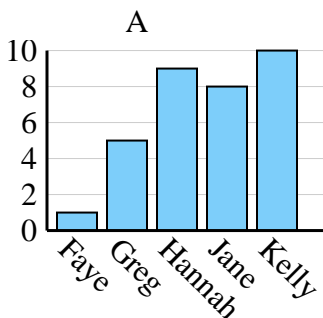




Determina cuál gráfica (A,B o C) representa mejor la información en la tabla.

Respuestas

Nombre	Faye	Greg	Hannah	Jane	Kelly
Estados en que ha vivido	8	9	1	10	5



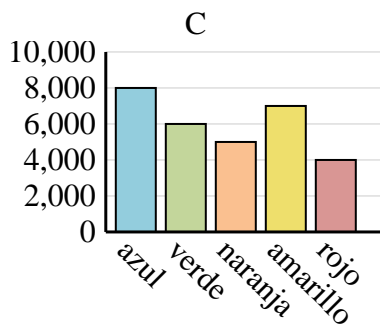
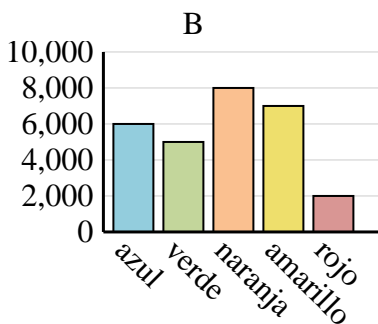
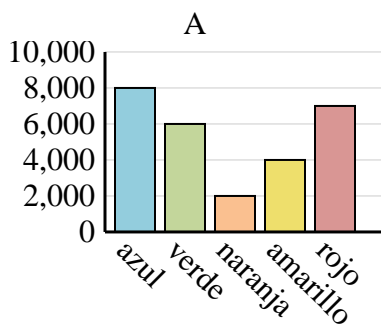
1. **C**

2. **C**

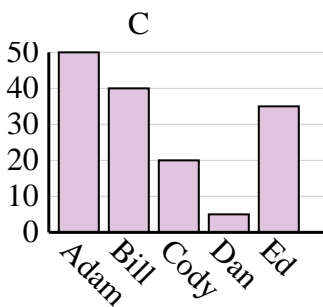
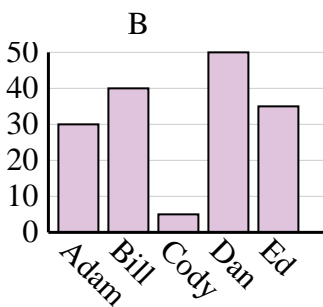
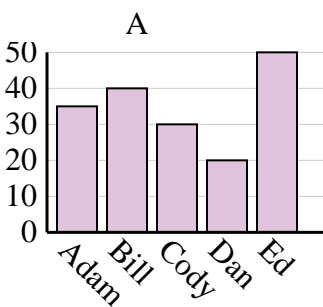
3. **C**

4. **C**

Color favorito	azul	verde	naranja	amarillo	rojo
Personas	8,000	6,000	5,000	7,000	4,000



Nombre	Adam	Bill	Cody	Dan	Ed
Puntos	50	40	20	5	35



Ventas	Ene	Feb	Mar	Abr	Mayo
Mes	1,500	5,000	3,000	1,000	2,000

