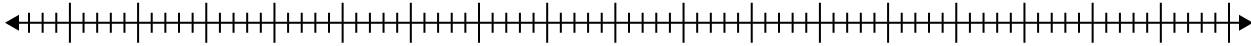


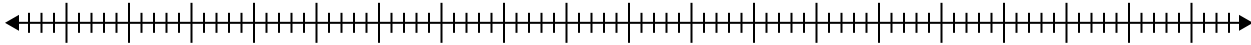


Crea un diagrama de caja del conjunto de números.

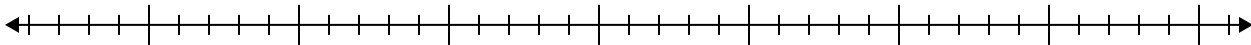
1) 56 , 99 , 49 , 86 , 98 , 32 , 24 , 77 , 52



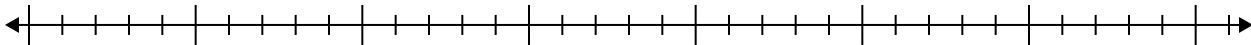
2) 39 , 21 , 38 , 96 , 68 , 46 , 72 , 51



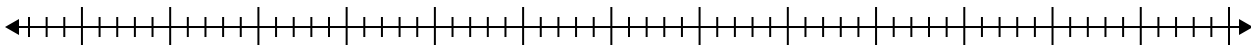
3) 14 , 13 , 9 , 5 , 13 , 12 , 17 , 16



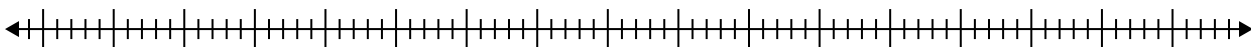
4) 11 , 19 , 6 , 20 , 5 , 18 , 15 , 14



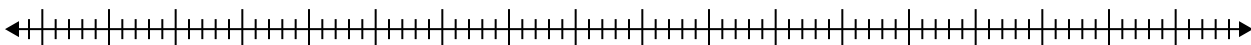
5) 43 , 55 , 28 , 69 , 75 , 50 , 70 , 65



6) 68 , 39 , 63 , 63 , 79 , 22



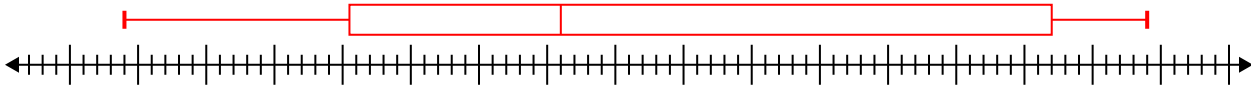
7) 33 , 67 , 34 , 94 , 49 , 57 , 56 , 88 , 38 , 41 , 29



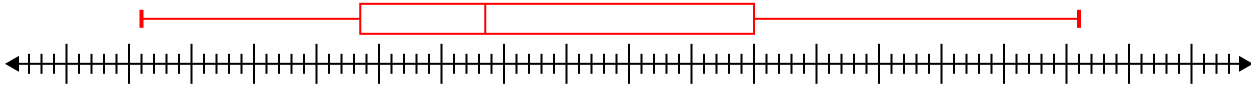


Crea un diagrama de caja del conjunto de números.

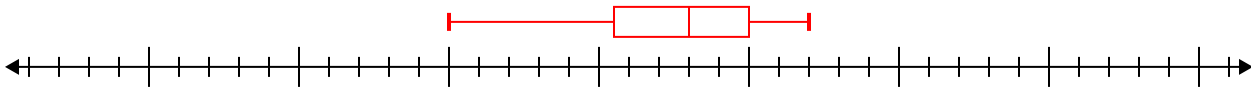
1) 56 , 99 , 49 , 86 , 98 , 32 , 24 , 77 , 52 **Min=24 Max=99 q1=40.5 Q2=56 q3=92**



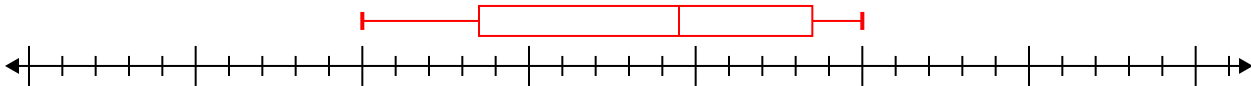
2) 39 , 21 , 38 , 96 , 68 , 46 , 72 , 51 **Min=21 Max=96 q1=38.5 Q2=48.5 q3=70**



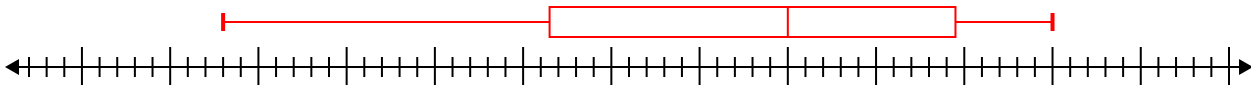
3) 14 , 13 , 9 , 5 , 13 , 12 , 17 , 16 **Min=5 Max=17 q1=10.5 Q2=13 q3=15**



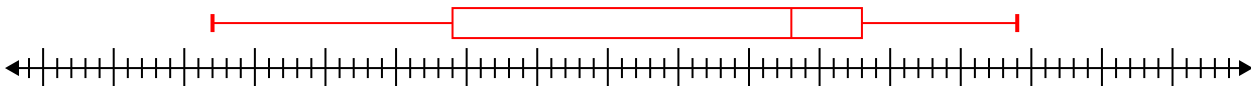
4) 11 , 19 , 6 , 20 , 5 , 18 , 15 , 14 **Min=5 Max=20 q1=8.5 Q2=14.5 q3=18.5**



5) 43 , 55 , 28 , 69 , 75 , 50 , 70 , 65 **Min=28 Max=75 q1=46.5 Q2=60 q3=69.5**



6) 68 , 39 , 63 , 63 , 79 , 22 **Min=22 Max=79 q1=39 Q2=63 q3=68**



7) 33 , 67 , 34 , 94 , 49 , 57 , 56 , 88 , 38 , 41 , 29 **Min=29 Max=94 q1=34 Q2=49 q3=67**

