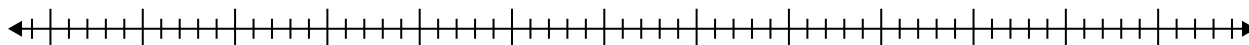


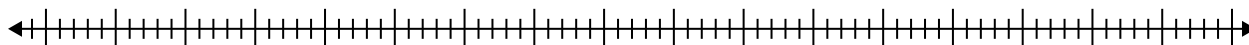


Crea un diagrama de caja del conjunto de números.

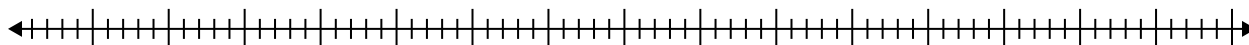
1) 70, 92, 84, 88, 67, 54, 78



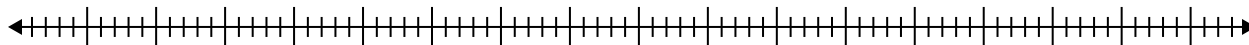
2) 75, 93, 24, 84, 53, 51, 49, 70, 85, 68



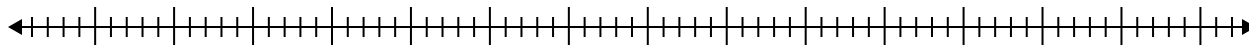
3) 52, 58, 57, 31, 40, 68, 85, 29, 64, 89, 48



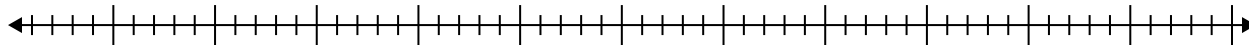
4) 76, 97, 88, 58, 86, 28, 72, 37



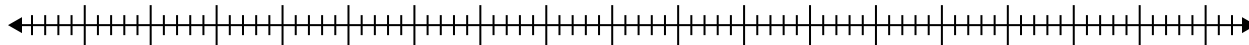
5) 46, 56, 52, 91, 48, 31, 74, 62



6) 64, 56, 72, 32, 57, 31



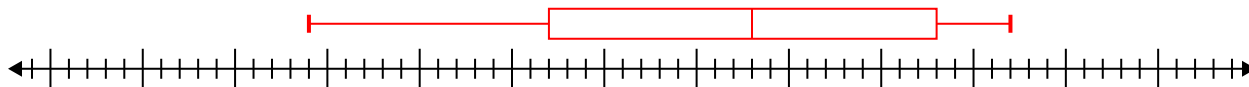
7) 46, 66, 20, 26, 26, 85, 40, 47, 63, 59



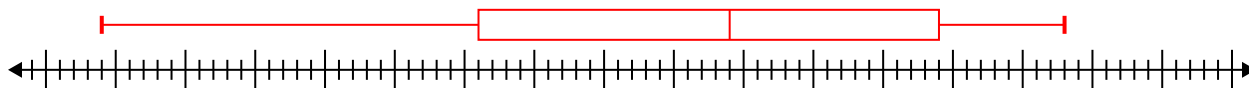


Crea un diagrama de caja del conjunto de números.

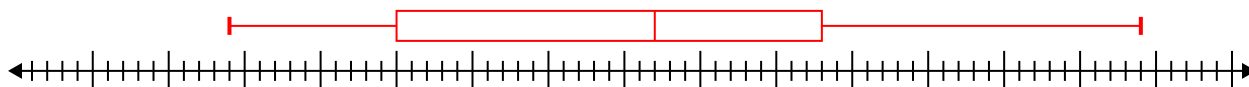
1) 70 , 92 , 84 , 88 , 67 , 54 , 78 **Min=54 Max=92 q1=67 Q2=78 q3=88**



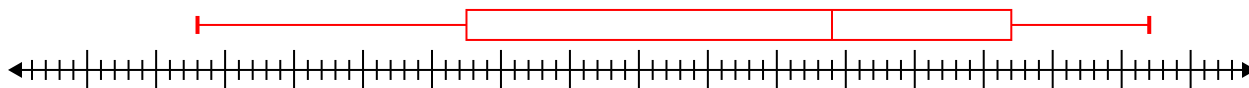
2) 75 , 93 , 24 , 84 , 53 , 51 , 49 , 70 , 85 , 68 **Min=24 Max=93 q1=51 Q2=69 q3=84**



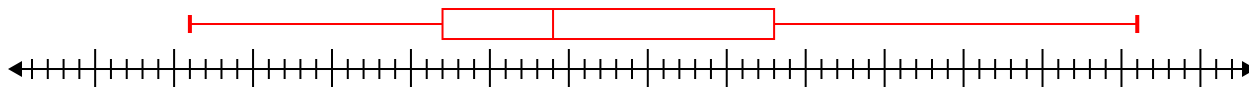
3) 52 , 58 , 57 , 31 , 40 , 68 , 85 , 29 , 64 , 89 , 48 **Min=29 Max=89 q1=40 Q2=57 q3=68**



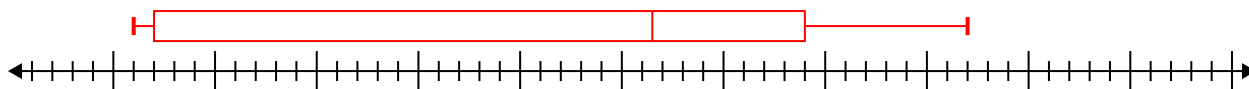
4) 76 , 97 , 88 , 58 , 86 , 28 , 72 , 37 **Min=28 Max=97 q1=47.5 Q2=74 q3=87**



5) 46 , 56 , 52 , 91 , 48 , 31 , 74 , 62 **Min=31 Max=91 q1=47 Q2=54 q3=68**



6) 64 , 56 , 72 , 32 , 57 , 31 **Min=31 Max=72 q1=32 Q2=56.5 q3=64**



7) 46 , 66 , 20 , 26 , 26 , 85 , 40 , 47 , 63 , 59 **Min=20 Max=85 q1=26 Q2=46.5 q3=63**

