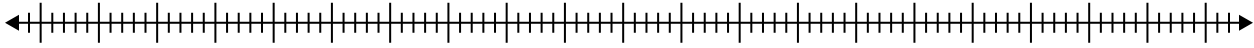


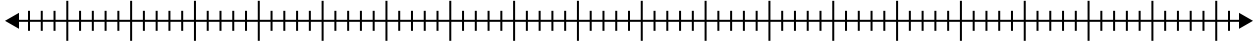


Crea un diagrama de caja del conjunto de números.

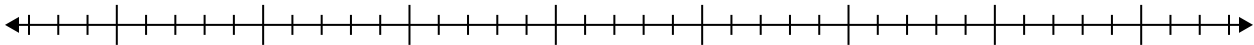
1) 65 , 50 , 89 , 99 , 61 , 70 , 21 , 35 , 89 , 49 , 45



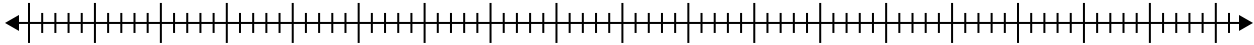
2) 40 , 44 , 74 , 28 , 79 , 97 , 83 , 55 , 33 , 85 , 40 , 81



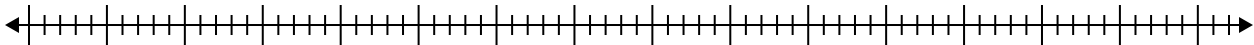
3) 7 , 17 , 20 , 8 , 17 , 11 , 6 , 11



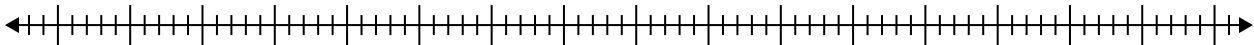
4) 66 , 35 , 87 , 66 , 96 , 54 , 85 , 67 , 53



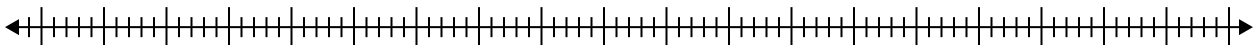
5) 86 , 59 , 75 , 46 , 83 , 29 , 70 , 35 , 31 , 22 , 64 , 82



6) 97 , 93 , 30 , 61 , 68 , 83 , 60



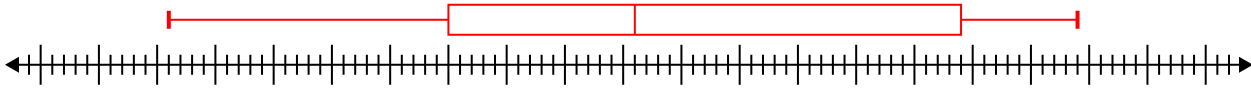
7) 62 , 30 , 97 , 38 , 65 , 67 , 21 , 25



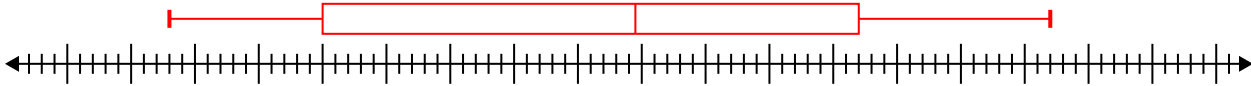


Crea un diagrama de caja del conjunto de números.

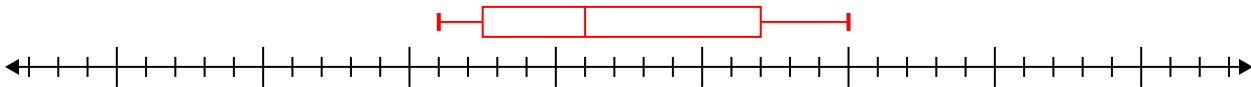
1) 65 , 50 , 89 , 99 , 61 , 70 , 21 , 35 , 89 , 49 , 45 **Min=21 Max=99 q1=45 Q2=61 q3=89**



2) 40 , 44 , 74 , 28 , 79 , 97 , 83 , 55 , 33 , 85 , 40 , 81 **Min=28 Max=97 q1=40 Q2=64.5 q3=82**



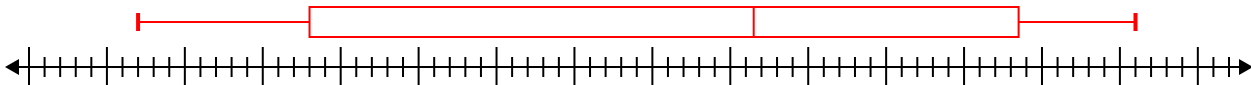
3) 7 , 17 , 20 , 8 , 17 , 11 , 6 , 11 **Min=6 Max=20 q1=7.5 Q2=11 q3=17**



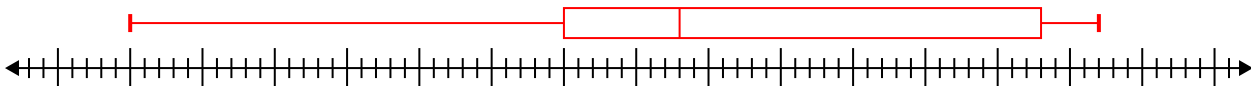
4) 66 , 35 , 87 , 66 , 96 , 54 , 85 , 67 , 53 **Min=35 Max=96 q1=53.5 Q2=66 q3=86**



5) 86 , 59 , 75 , 46 , 83 , 29 , 70 , 35 , 31 , 22 , 64 , 82 **Min=22 Max=86 q1=33 Q2=61.5 q3=78.5**



6) 97 , 93 , 30 , 61 , 68 , 83 , 60 **Min=30 Max=97 q1=60 Q2=68 q3=93**



7) 62 , 30 , 97 , 38 , 65 , 67 , 21 , 25 **Min=21 Max=97 q1=27.5 Q2=50 q3=66**

