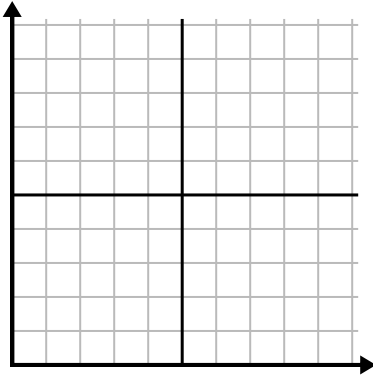




Complete la cuadrícula utilizando la gráfica.

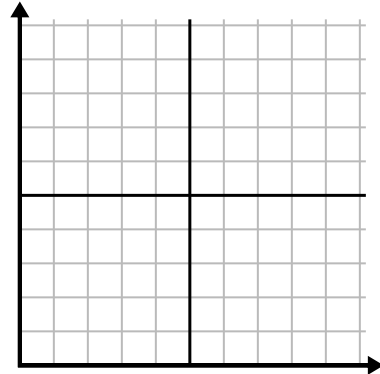
1)

Día	1	2	3	4	5	6
Calorías quemadas	80	60	140	100	40	180



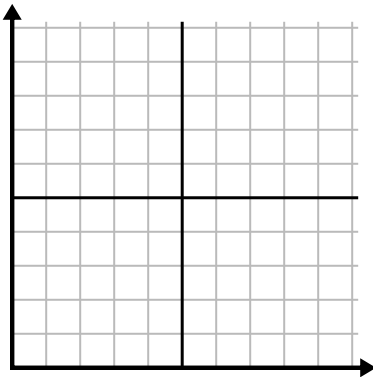
2)

Mes	1	2	3	4	5
Precio de la factura eléctrica	225	250	175	150	75



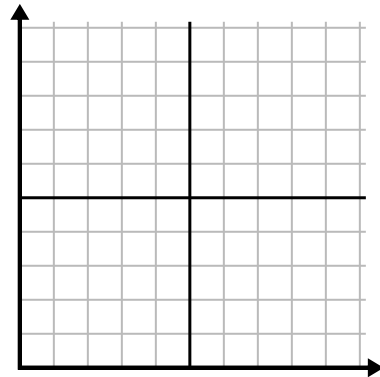
3)

Hora	1	2	3	4	5
Cantidad vendida	1	9	2	6	5



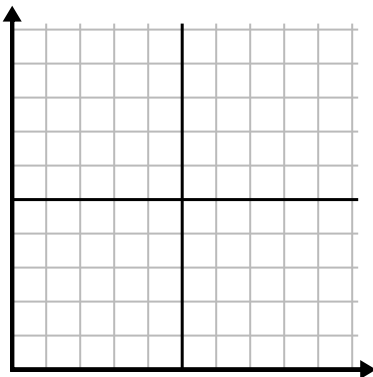
4)

Día	1	2	3	4	5	6	7
Mensajes enviados	5	10	50	30	20	15	25



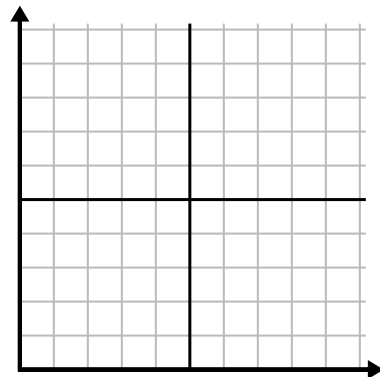
5)

Semana	1	2	3	4	5	6	7
Agua usada (galones)	90	10	80	100	50	20	70



6)

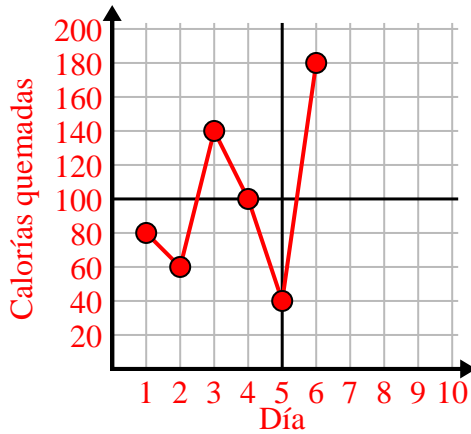
Día	1	2	3	4	5	6	7
Dinero gastado	8	7	6	5	4	3	10



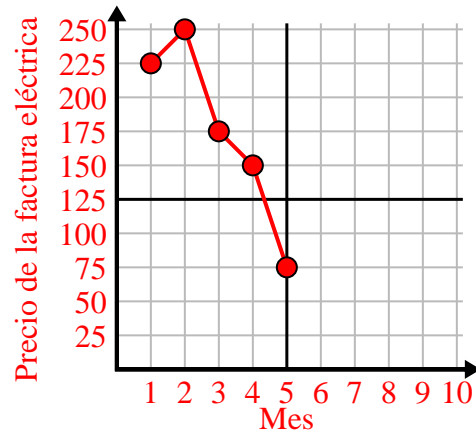


Complete la cuadrícula utilizando la gráfica.

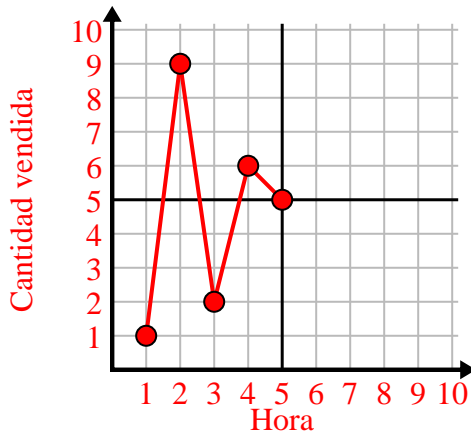
Día	1	2	3	4	5	6
Calorías quemadas	80	60	140	100	40	180



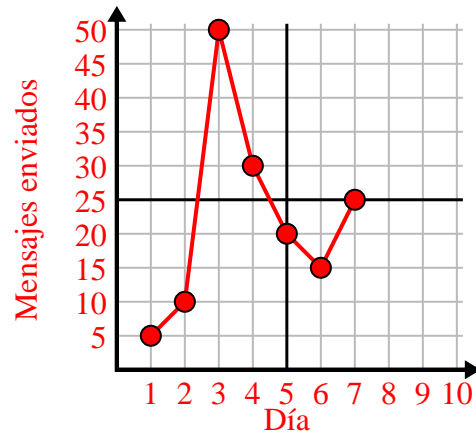
Mes	1	2	3	4	5
Precio de la factura eléctrica	225	250	175	150	75



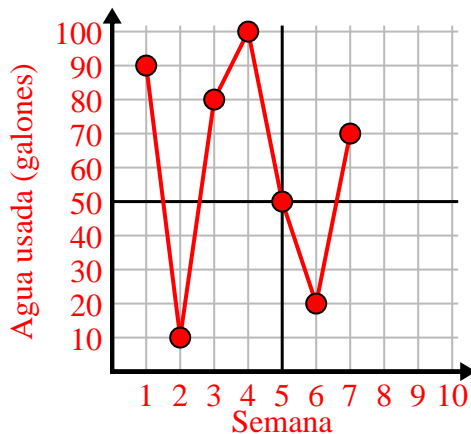
Hora	1	2	3	4	5
Cantidad vendida	1	9	2	6	5



Día	1	2	3	4	5	6	7
Mensajes enviados	5	10	50	30	20	15	25



Semana	1	2	3	4	5	6	7
Agua usada (galones)	90	10	80	100	50	20	70



Día	1	2	3	4	5	6	7
Dinero gastado	8	7	6	5	4	3	10

