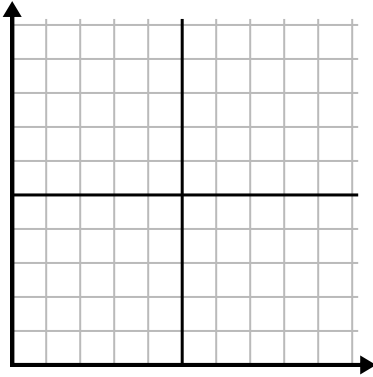




Complete la cuadrícula utilizando la gráfica.

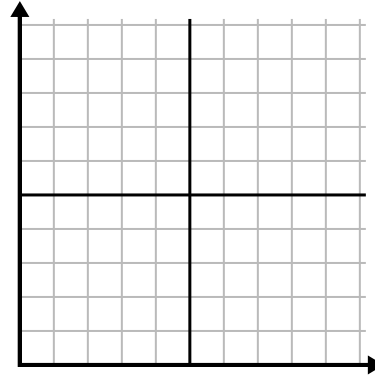
1)

Año	1	2	3	4	5	6
Cajas de bolígrafos utilizados	10	1	6	2	7	8



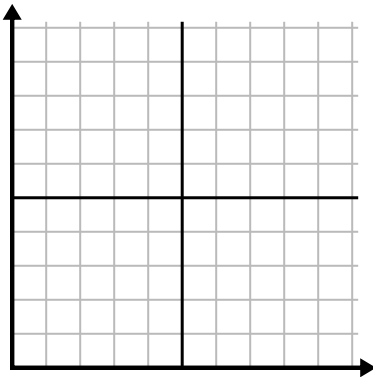
2)

Día	1	2	3	4	5
Mensajes enviados	25	35	40	15	5



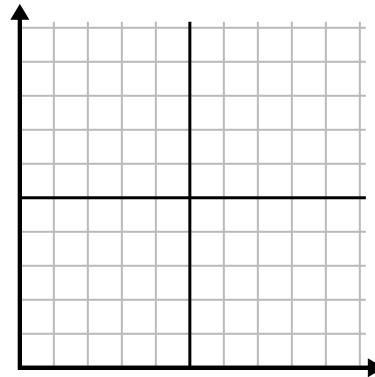
3)

Año	1	2	3	4	5
Cartuchos de tinta usados	10	4	12	2	14



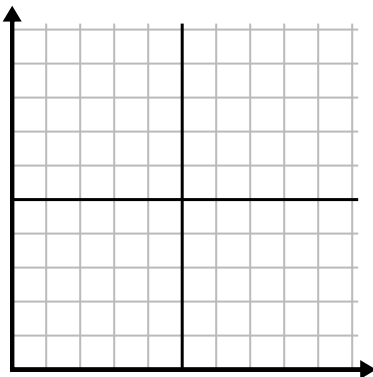
4)

Día	1	2	3	4	5
Vídeos de Youtube vistos	120	60	300	150	30



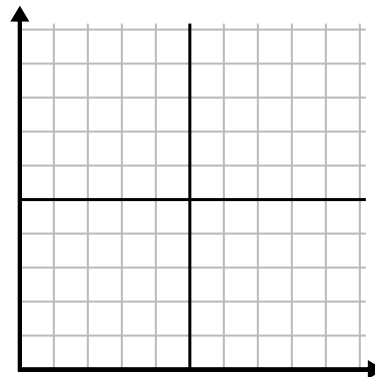
5)

Semana	1	2	3	4	5	6	7
Agua usada (galones)	100	50	90	10	60	80	40



6)

Día	1	2	3	4	5	6	7
Dinero gastado	1	7	3	4	5	6	8

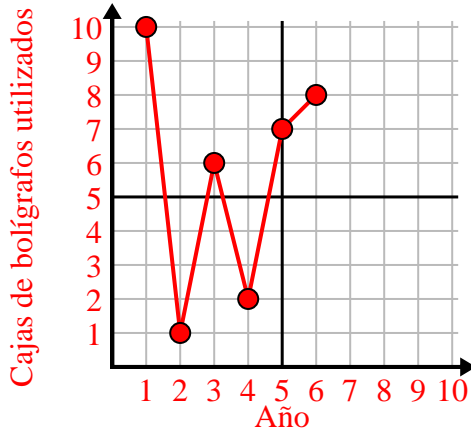




Complete la cuadrícula utilizando la gráfica.

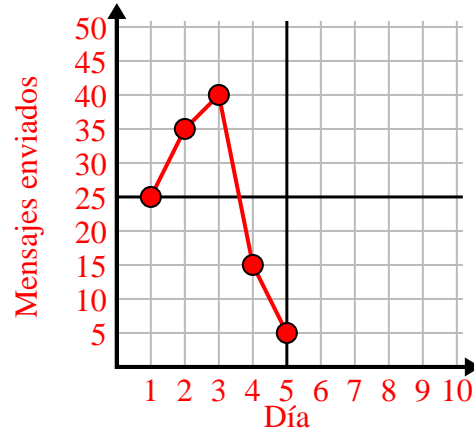
1)

Año	1	2	3	4	5	6
Cajas de bolígrafos utilizados	10	1	6	2	7	8



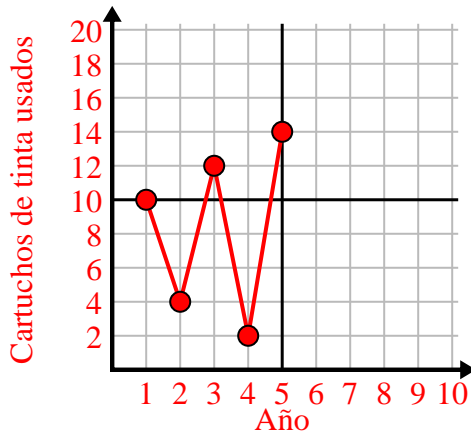
2)

Día	1	2	3	4	5
Mensajes enviados	25	35	40	15	5



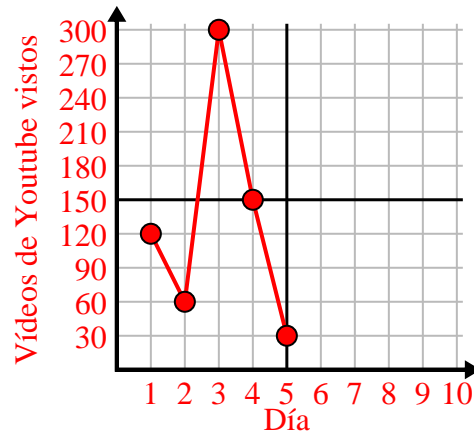
3)

Año	1	2	3	4	5
Cartuchos de tinta usados	10	4	12	2	14



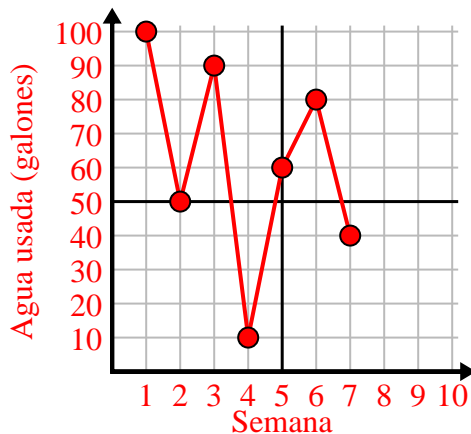
4)

Día	1	2	3	4	5
Vídeos de Youtube vistos	120	60	300	150	30



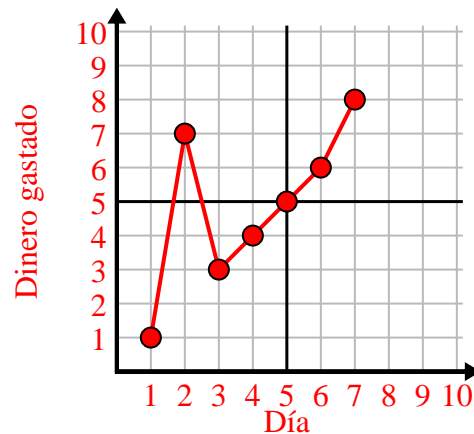
5)

Semana	1	2	3	4	5	6	7
Agua usada (galones)	100	50	90	10	60	80	40



6)

Día	1	2	3	4	5	6	7
Dinero gastado	1	7	3	4	5	6	8

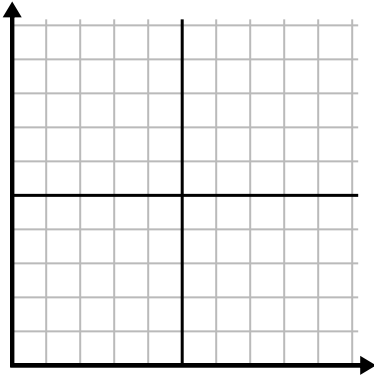




Complete la cuadrícula utilizando la gráfica.

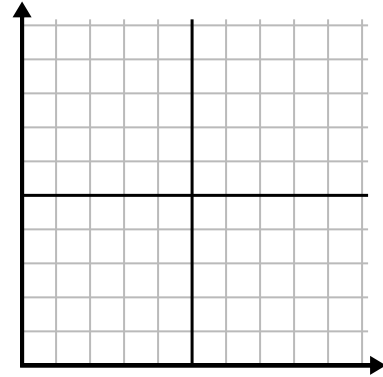
1)

Día	1	2	3	4	5	6	7
Videos de Youtube vistos	30	180	270	150	60	90	240



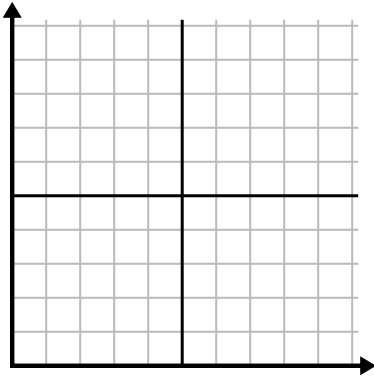
2)

Mes	1	2	3	4	5
Precio de la factura eléctrica	225	150	75	125	50



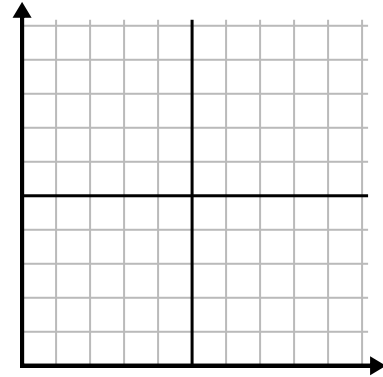
3)

Año	1	2	3	4	5
Cartuchos de tinta usados	16	2	10	12	8



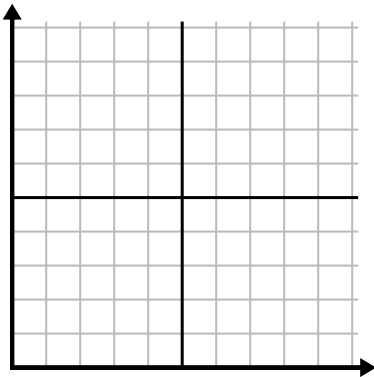
4)

Día	1	2	3	4	5	6
Dinero gastado	2	7	9	8	5	1



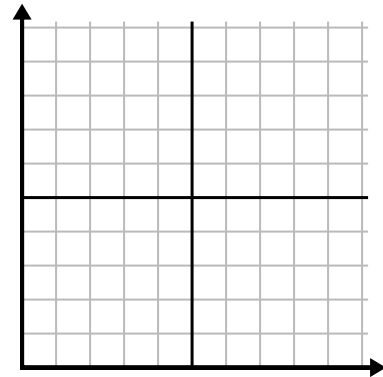
5)

Hora	1	2	3	4	5	6	7
Cantidad vendida	5	4	2	9	7	6	8



6)

Día	1	2	3	4	5	6
Comidas vendidas	600	900	700	500	100	400

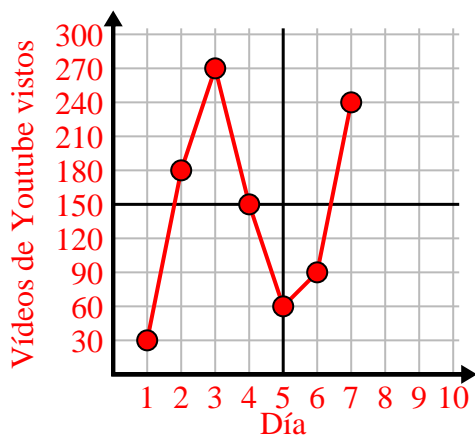




Complete la cuadrícula utilizando la gráfica.

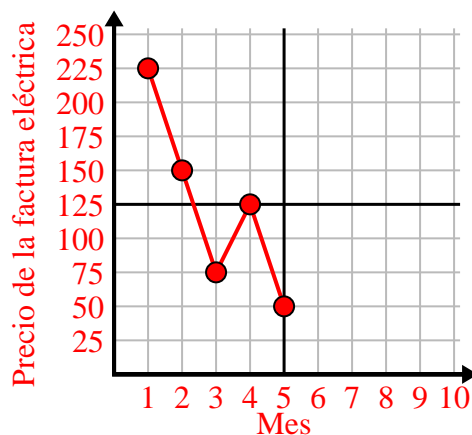
1)

Día	1	2	3	4	5	6	7
Vídeos de Youtube vistos	30	180	270	150	60	90	240



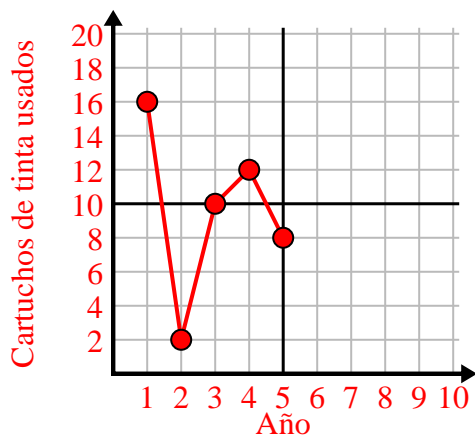
2)

Mes	1	2	3	4	5
Precio de la factura eléctrica	225	150	75	125	50



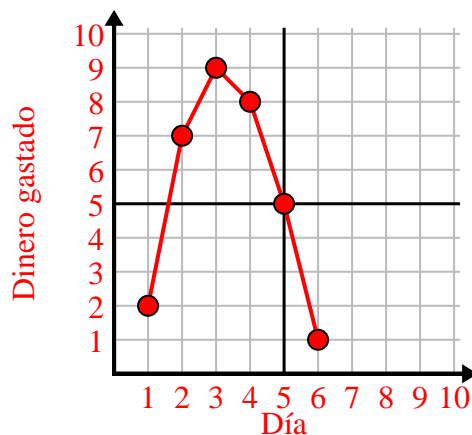
3)

Año	1	2	3	4	5
Cartuchos de tinta usados	16	2	10	12	8



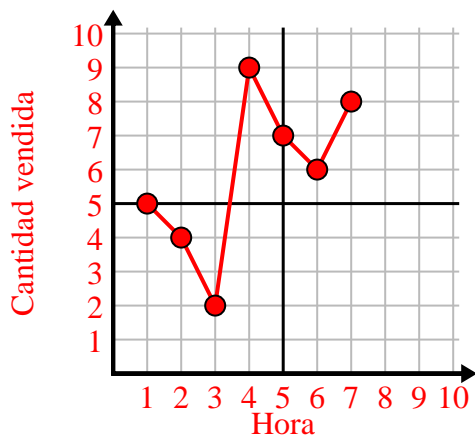
4)

Día	1	2	3	4	5	6
Dinero gastado	2	7	9	8	5	1



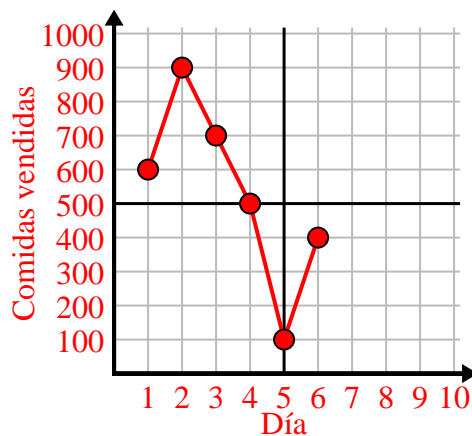
5)

Hora	1	2	3	4	5	6	7
Cantidad vendida	5	4	2	9	7	6	8



6)

Día	1	2	3	4	5	6
Comidas vendidas	600	900	700	500	100	400

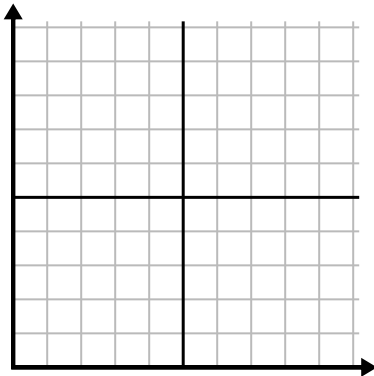




Complete la cuadrícula utilizando la gráfica.

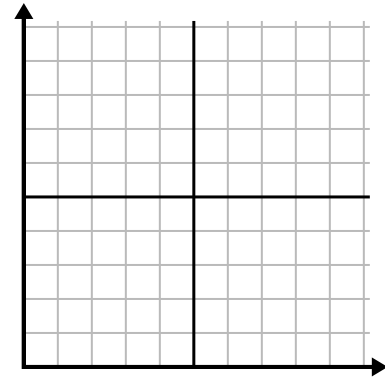
1)

Mes	1	2	3	4	5	6
Precio de la factura eléctrica	175	50	250	200	100	150



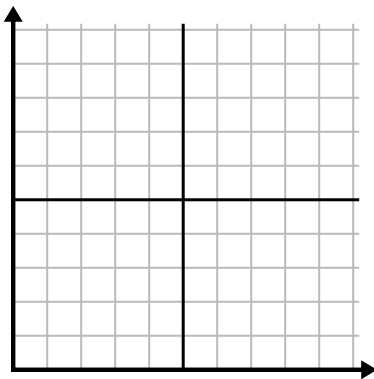
2)

Día	1	2	3	4	5
Comidas vendidas	900	300	600	1,000	400



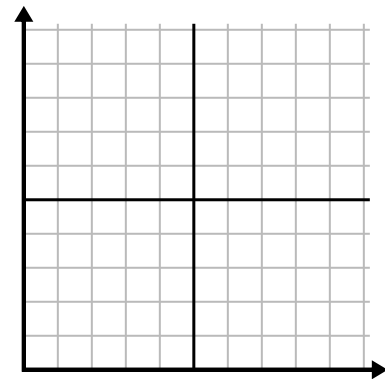
3)

Semana	1	2	3	4	5	6	7
Horas de televisión vistas	15	30	50	35	10	25	45



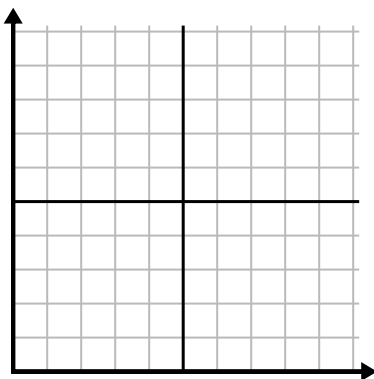
4)

Hora	1	2	3	4	5
Cantidad vendida	2	3	8	1	4



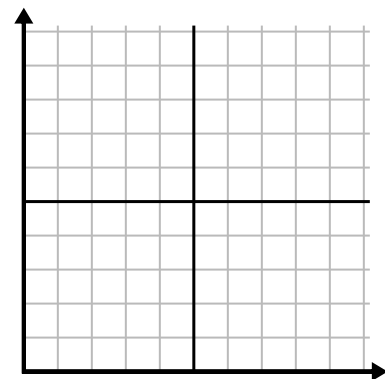
5)

Día	1	2	3	4	5
Calorías quemadas	200	180	40	80	120



6)

Año	1	2	3	4	5	6
Cartuchos de tinta usados	18	20	14	16	12	8

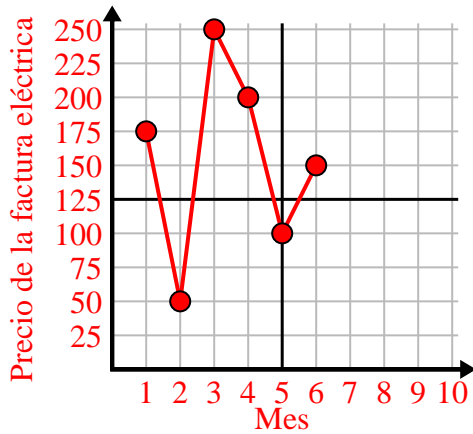




Complete la cuadrícula utilizando la gráfica.

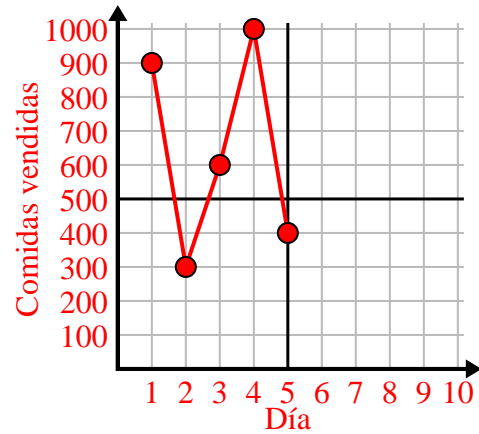
1)

Mes	1	2	3	4	5	6
Precio de la factura eléctrica	175	50	250	200	100	150



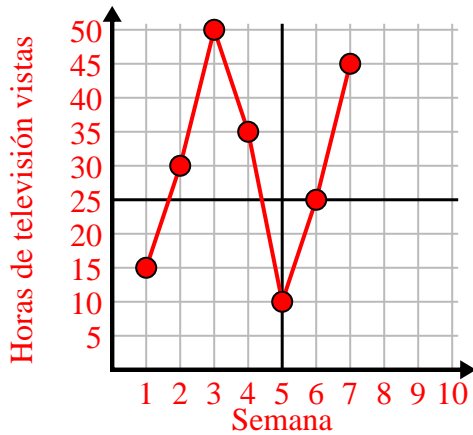
2)

Día	1	2	3	4	5
Comidas vendidas	900	300	600	1,000	400



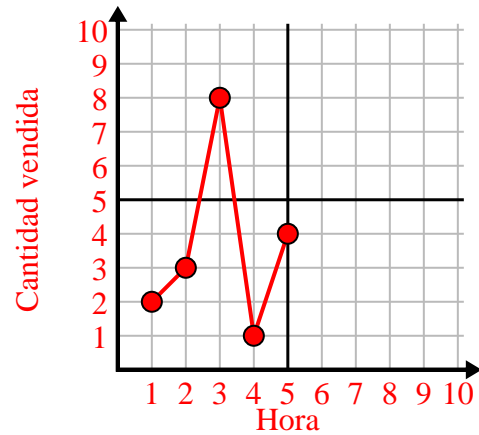
3)

Semana	1	2	3	4	5	6	7
Horas de televisión vistas	15	30	50	35	10	25	45



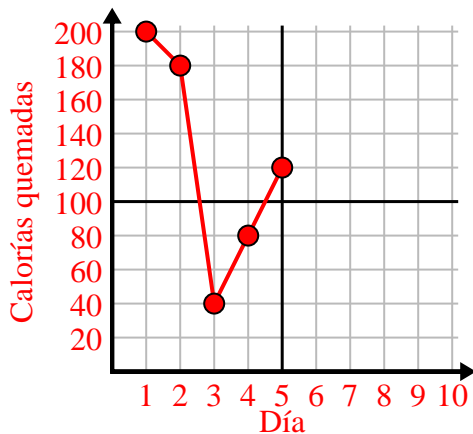
4)

Hora	1	2	3	4	5
Cantidad vendida	2	3	8	1	4



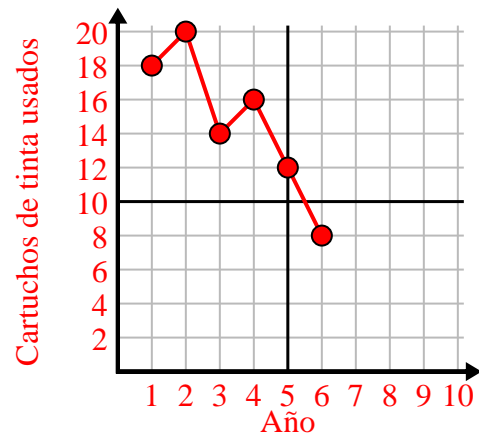
5)

Día	1	2	3	4	5
Calorías quemadas	200	180	40	80	120



6)

Año	1	2	3	4	5	6
Cartuchos de tinta usados	18	20	14	16	12	8

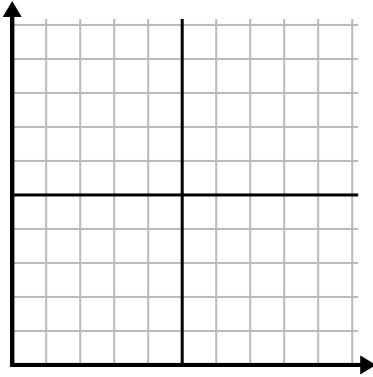




Complete la cuadrícula utilizando la gráfica.

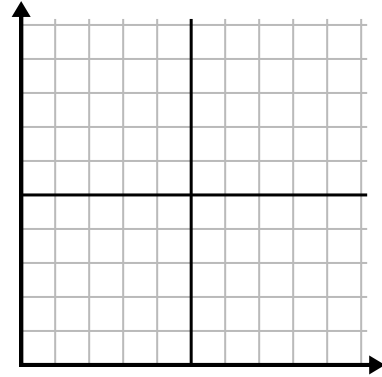
1)

Día	1	2	3	4	5	6	7
Mensajes enviados	5	30	25	50	35	15	10



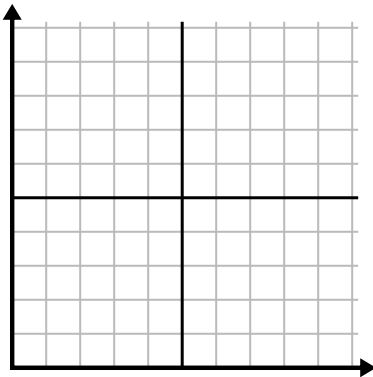
2)

Día	1	2	3	4	5	6	7
Dinero gastado	1	5	4	6	10	2	3



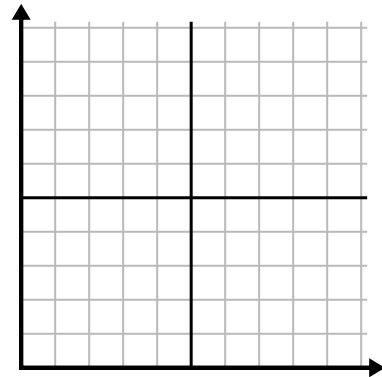
3)

Semana	1	2	3	4	5
Agua usada (galones)	20	60	100	90	70



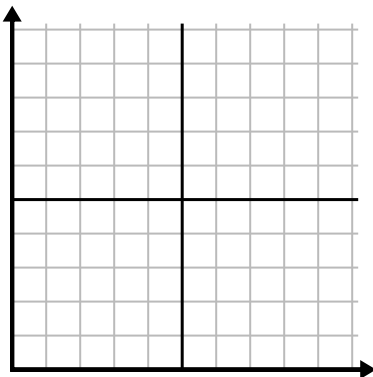
4)

Día	1	2	3	4	5	6
Calorías quemadas	80	180	40	20	100	200



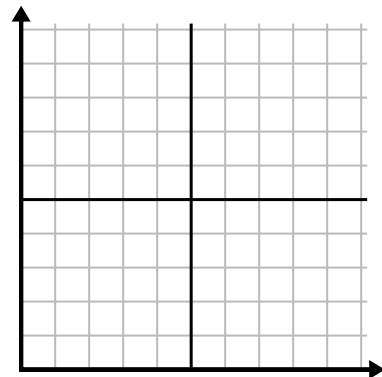
5)

Mes	1	2	3	4	5
Precio de la factura eléctrica	150	175	125	200	25



6)

Hora	1	2	3	4	5	6
Cantidad vendida	4	9	7	10	3	6

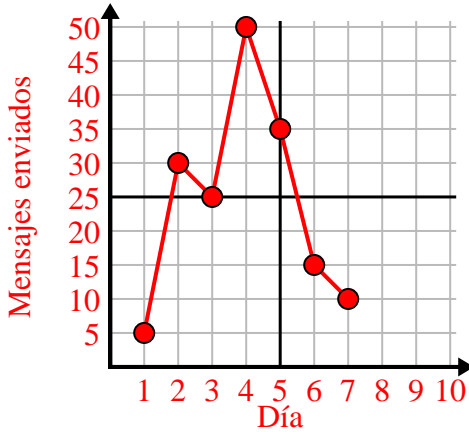




Complete la cuadrícula utilizando la gráfica.

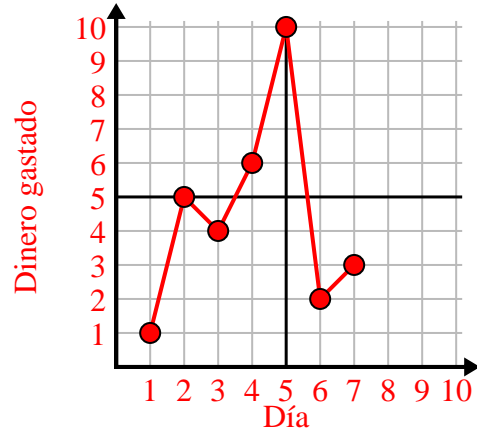
1)

Día	1	2	3	4	5	6	7
Mensajes enviados	5	30	25	50	35	15	10



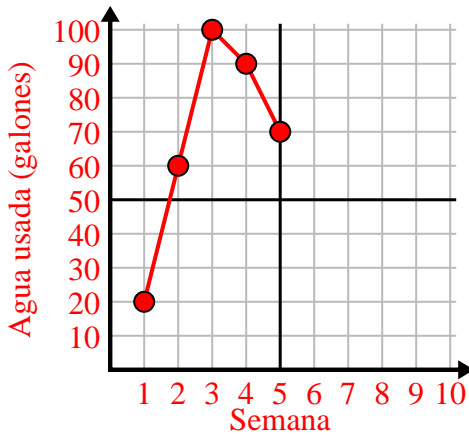
2)

Día	1	2	3	4	5	6	7
Dinero gastado	1	5	4	6	10	2	3



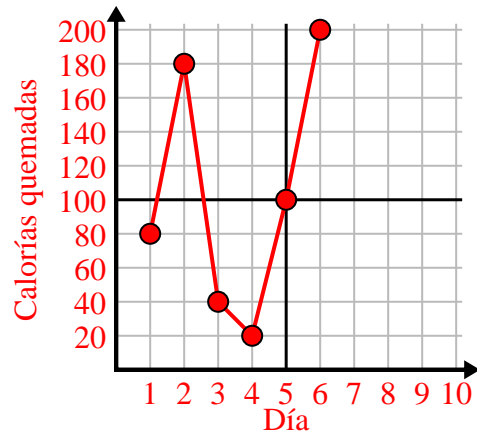
3)

Semana	1	2	3	4	5
Agua usada (galones)	20	60	100	90	70



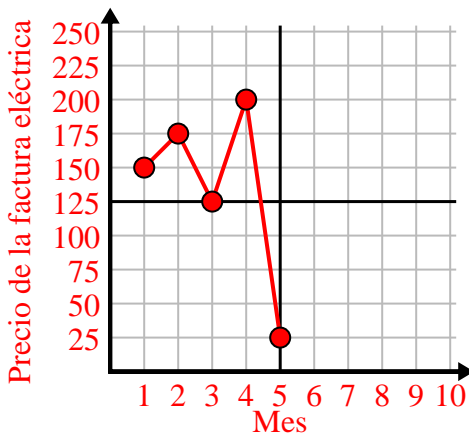
4)

Día	1	2	3	4	5	6
Calorías quemadas	80	180	40	20	100	200



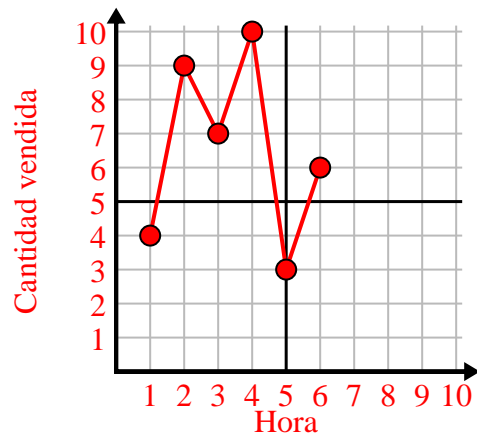
5)

Mes	1	2	3	4	5
Precio de la factura eléctrica	150	175	125	200	25



6)

Hora	1	2	3	4	5	6
Cantidad vendida	4	9	7	10	3	6

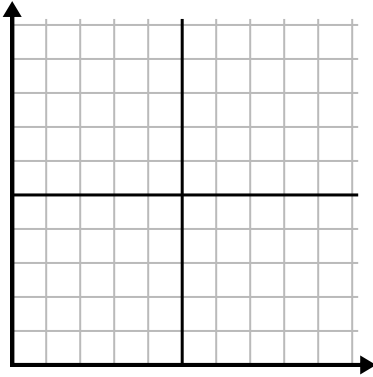




Complete la cuadrícula utilizando la gráfica.

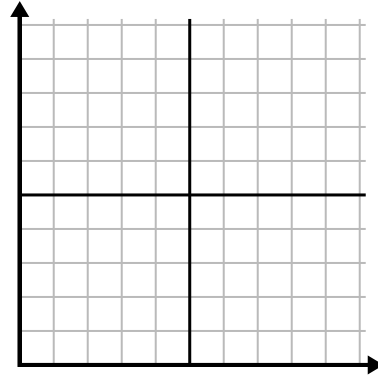
1)

Día	1	2	3	4	5
Calorías quemadas	160	40	100	20	180



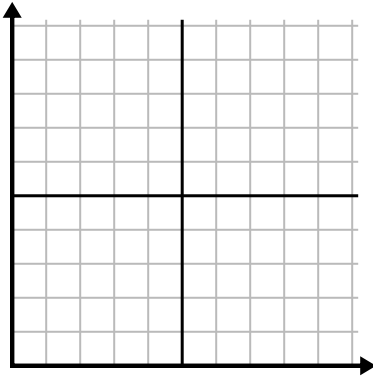
2)

Año	1	2	3	4	5
Cajas de bolígrafos utilizados	9	2	8	6	10



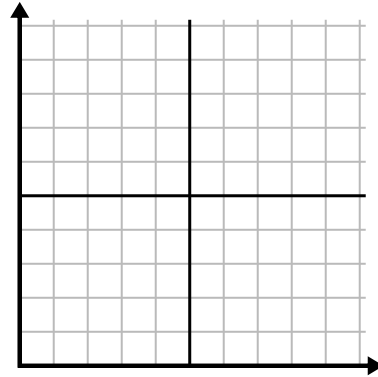
3)

Día	1	2	3	4	5
Mensajes enviados	40	25	45	5	30



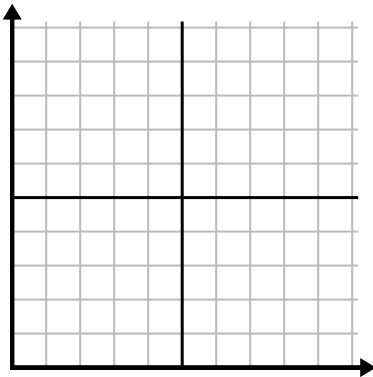
4)

Día	1	2	3	4	5	6	7
Comidas vendidas	600	900	200	1,000	500	400	700



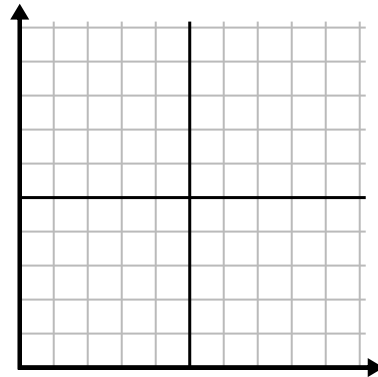
5)

Hora	1	2	3	4	5
Cantidad vendida	8	5	10	3	9



6)

Semana	1	2	3	4	5
Agua usada (galones)	70	80	10	40	100

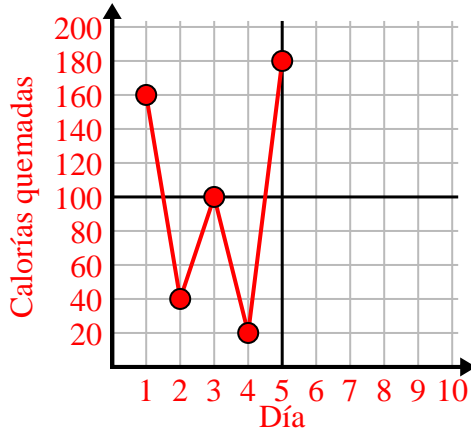




Complete la cuadrícula utilizando la gráfica.

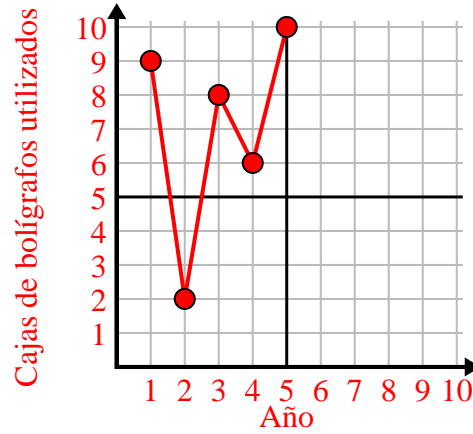
1)

Día	1	2	3	4	5
Calorías quemadas	160	40	100	20	180



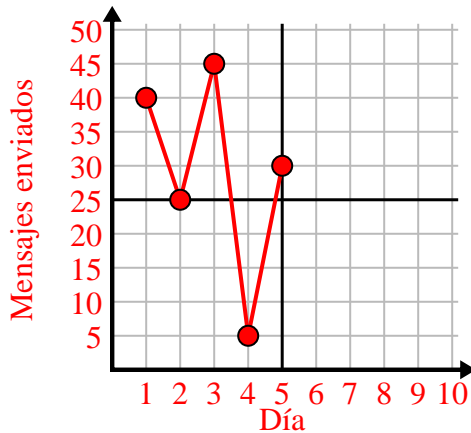
2)

Año	1	2	3	4	5
Cajas de bolígrafos utilizados	9	2	8	6	10



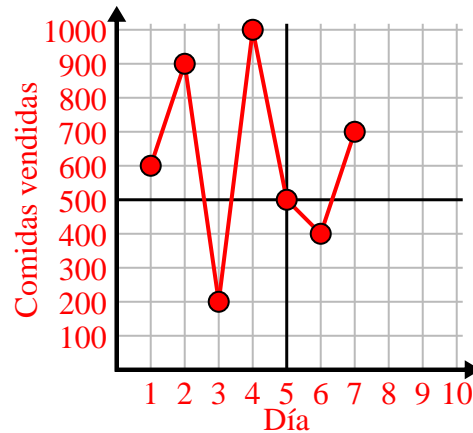
3)

Día	1	2	3	4	5
Mensajes enviados	40	25	45	5	30



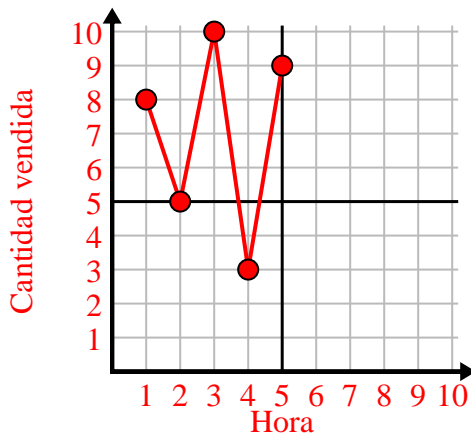
4)

Día	1	2	3	4	5	6	7
Comidas vendidas	600	900	200	1,000	500	400	700



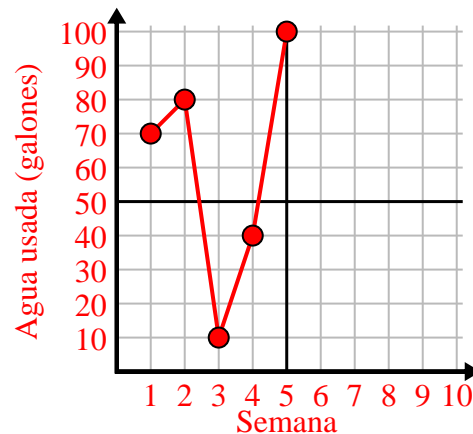
5)

Hora	1	2	3	4	5
Cantidad vendida	8	5	10	3	9



6)

Semana	1	2	3	4	5
Agua usada (galones)	70	80	10	40	100

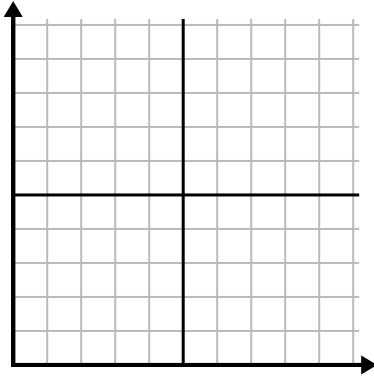




Complete la cuadrícula utilizando la gráfica.

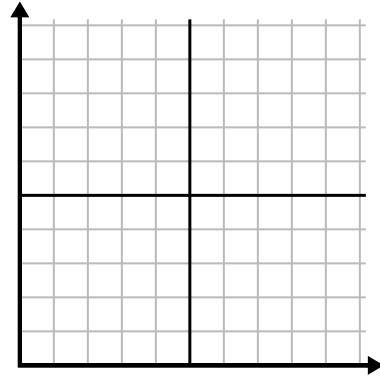
1)

Día	1	2	3	4	5	6
Calorías quemadas	80	60	140	100	40	180



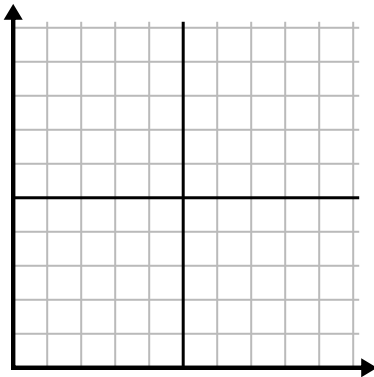
2)

Mes	1	2	3	4	5
Precio de la factura eléctrica	225	250	175	150	75



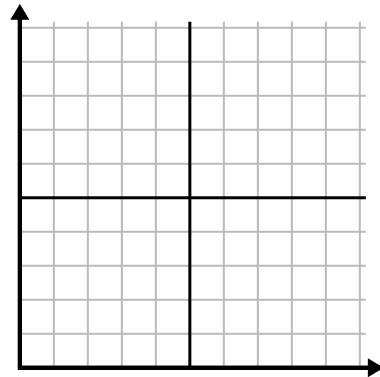
3)

Hora	1	2	3	4	5
Cantidad vendida	1	9	2	6	5



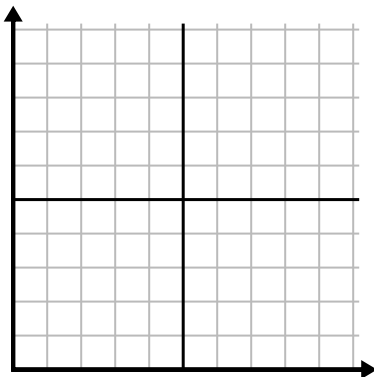
4)

Día	1	2	3	4	5	6	7
Mensajes enviados	5	10	50	30	20	15	25



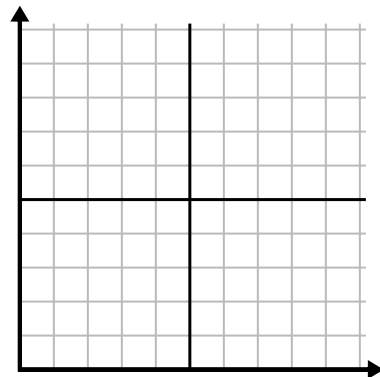
5)

Semana	1	2	3	4	5	6	7
Agua usada (galones)	90	10	80	100	50	20	70



6)

Día	1	2	3	4	5	6	7
Dinero gastado	8	7	6	5	4	3	10

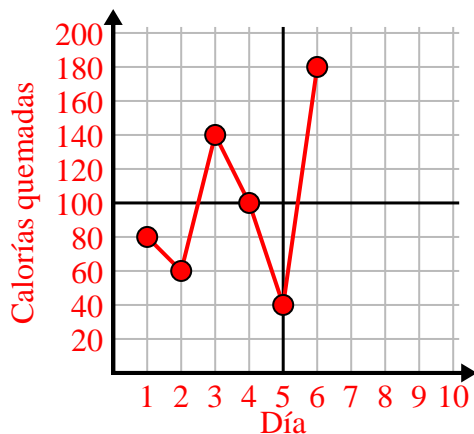




Complete la cuadrícula utilizando la gráfica.

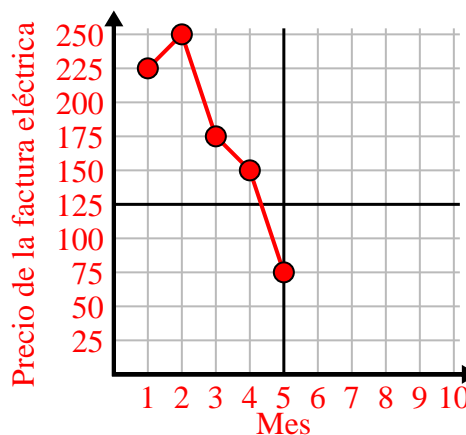
1)

Día	1	2	3	4	5	6
Calorías quemadas	80	60	140	100	40	180



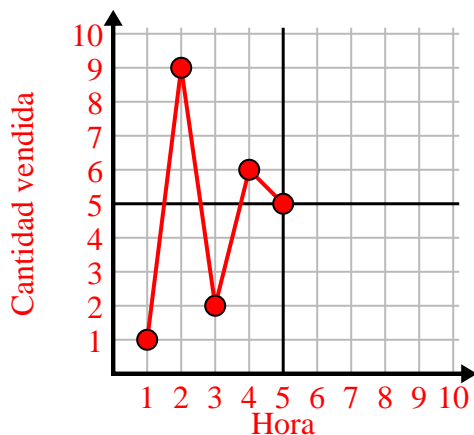
2)

Mes	1	2	3	4	5
Precio de la factura eléctrica	225	250	175	150	75



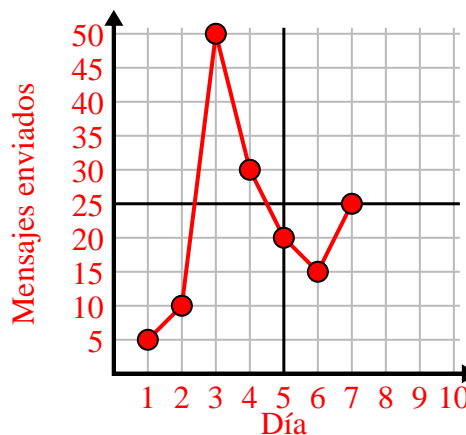
3)

Hora	1	2	3	4	5
Cantidad vendida	1	9	2	6	5



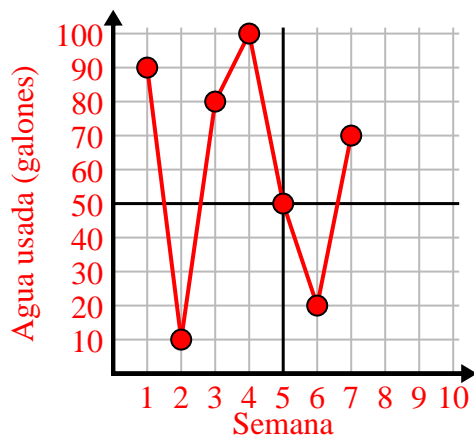
4)

Día	1	2	3	4	5	6	7
Mensajes enviados	5	10	50	30	20	15	25



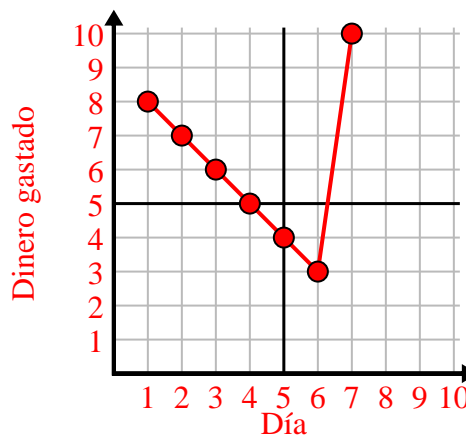
5)

Semana	1	2	3	4	5	6	7
Agua usada (galones)	90	10	80	100	50	20	70



6)

Día	1	2	3	4	5	6	7
Dinero gastado	8	7	6	5	4	3	10

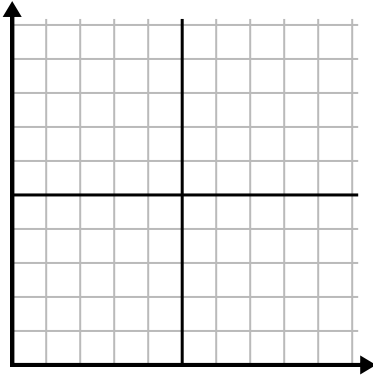




Complete la cuadrícula utilizando la gráfica.

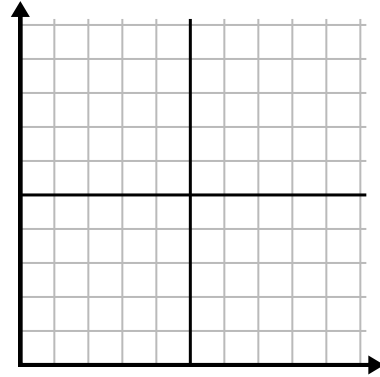
1)

Día	1	2	3	4	5
Comidas vendidas	1,000	300	900	100	700



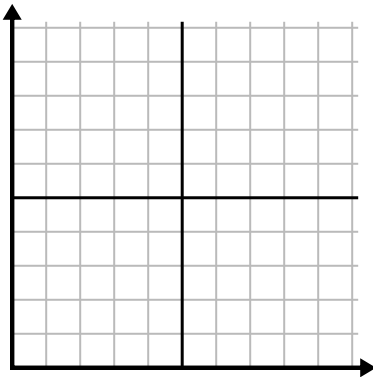
2)

Día	1	2	3	4	5	6
Mensajes enviados	40	30	50	15	25	10



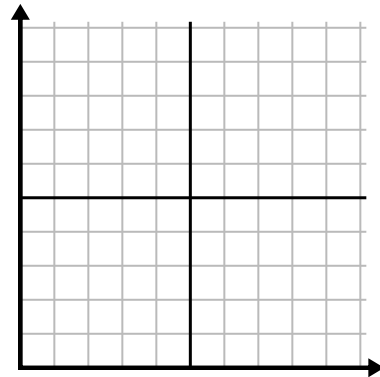
3)

Año	1	2	3	4	5	6
Cajas de bolígrafos utilizados	10	3	9	1	2	6



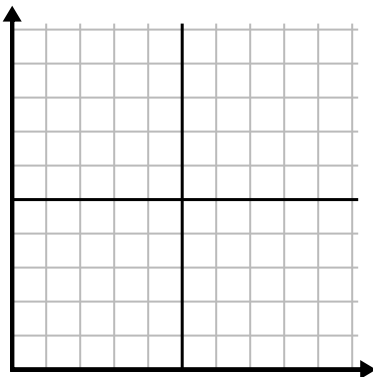
4)

Año	1	2	3	4	5
Cartuchos de tinta usados	2	18	4	20	12



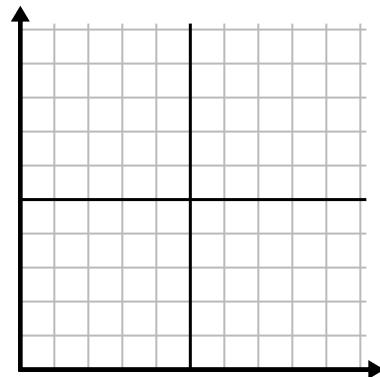
5)

Hora	1	2	3	4	5	6
Cantidad vendida	6	5	3	4	7	9



6)

Semana	1	2	3	4	5	6
Agua usada (galones)	10	60	80	70	20	40

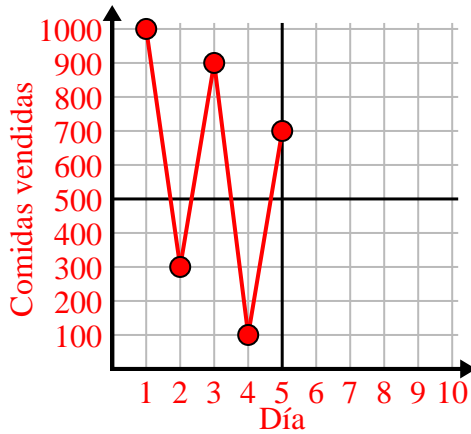




Complete la cuadrícula utilizando la gráfica.

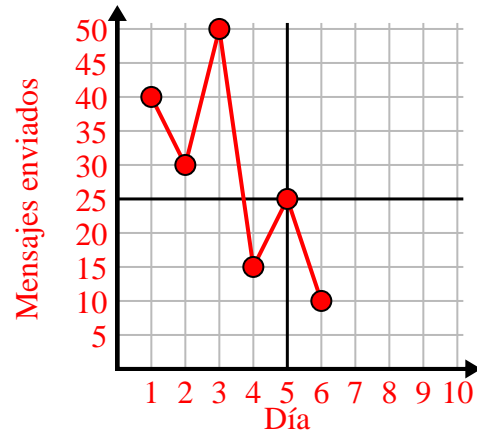
1)

Día	1	2	3	4	5
Comidas vendidas	1,000	300	900	100	700



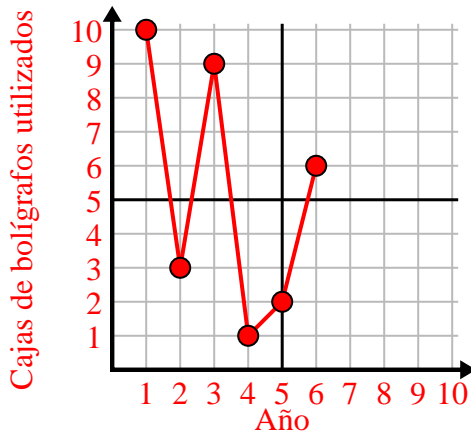
2)

Día	1	2	3	4	5	6
Mensajes enviados	40	30	50	15	25	10



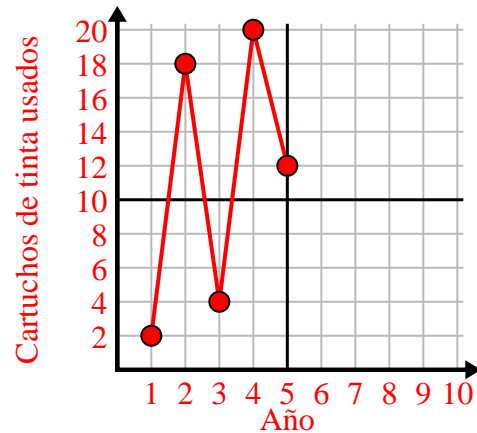
3)

Año	1	2	3	4	5	6
Cajas de bolígrafos utilizados	10	3	9	1	2	6



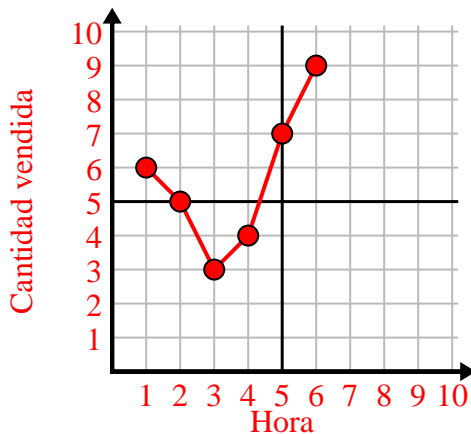
4)

Año	1	2	3	4	5
Cartuchos de tinta usados	2	18	4	20	12



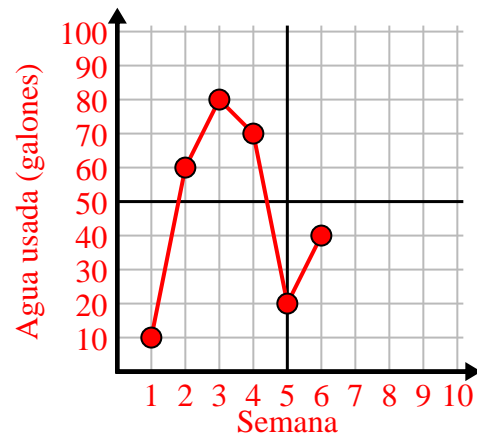
5)

Hora	1	2	3	4	5	6
Cantidad vendida	6	5	3	4	7	9



6)

Semana	1	2	3	4	5	6
Agua usada (galones)	10	60	80	70	20	40

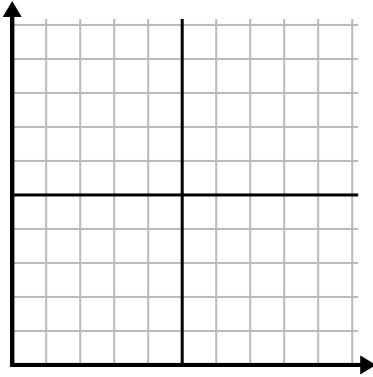




Complete la cuadrícula utilizando la gráfica.

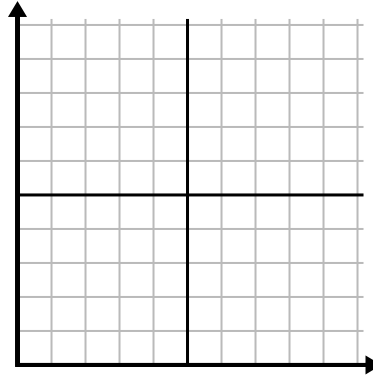
1)

Hora	1	2	3	4	5	6	7
Cantidad vendida	10	6	5	4	1	8	9



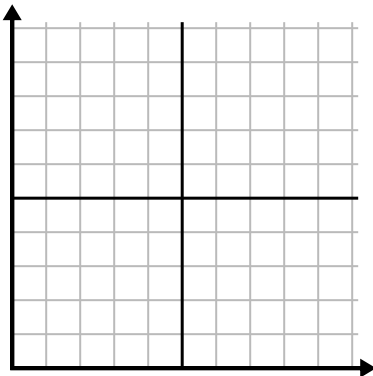
2)

Semana	1	2	3	4	5	6	7
Agua usada (galones)	30	50	40	100	80	10	20



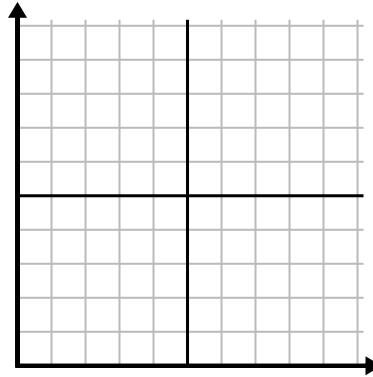
3)

Año	1	2	3	4	5	6	7
Cartuchos de tinta usados	8	18	6	20	16	10	14



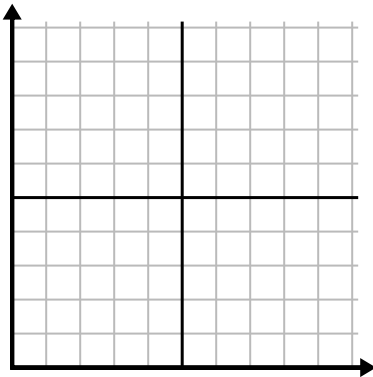
4)

Día	1	2	3	4	5	6	7
Comidas vendidas	900	400	700	500	1,000	600	100



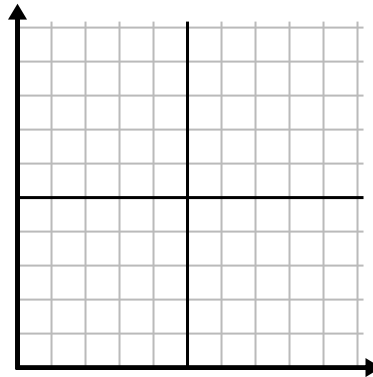
5)

Día	1	2	3	4	5	6
Mensajes enviados	40	35	30	50	10	20



6)

Mes	1	2	3	4	5	6
Precio de la factura eléctrica	25	150	175	250	200	50

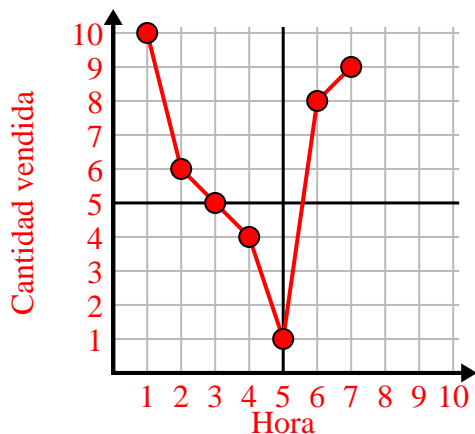




Complete la cuadrícula utilizando la gráfica.

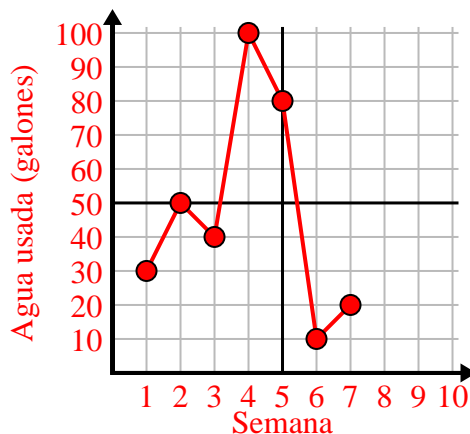
1)

Hora	1	2	3	4	5	6	7
Cantidad vendida	10	6	5	4	1	8	9



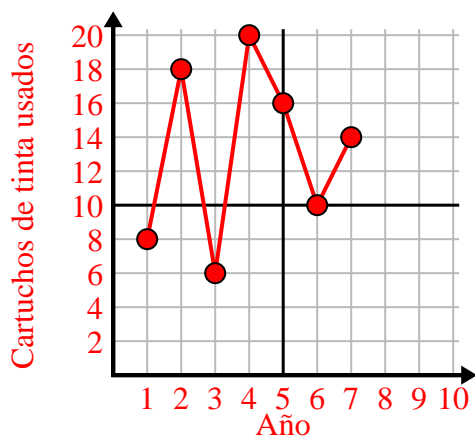
2)

Semana	1	2	3	4	5	6	7
Agua usada (galones)	30	50	40	100	80	10	20



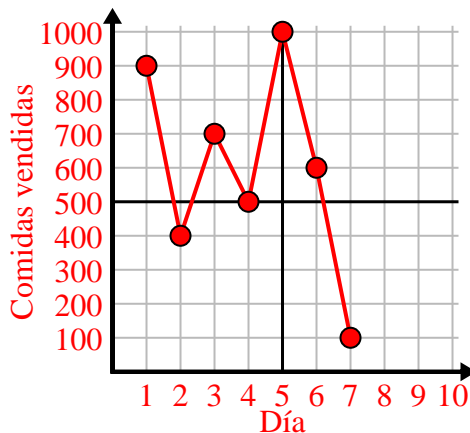
3)

Año	1	2	3	4	5	6	7
Cartuchos de tinta usados	8	18	6	20	16	10	14



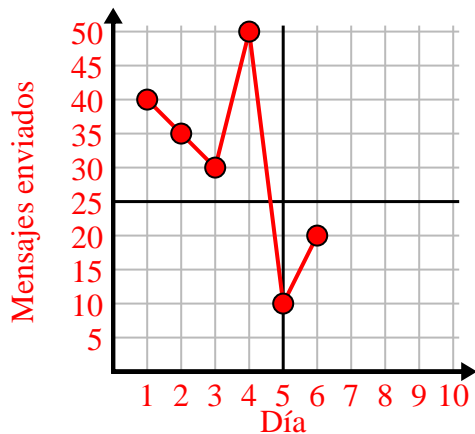
4)

Día	1	2	3	4	5	6	7
Comidas vendidas	900	400	700	500	1,000	600	100



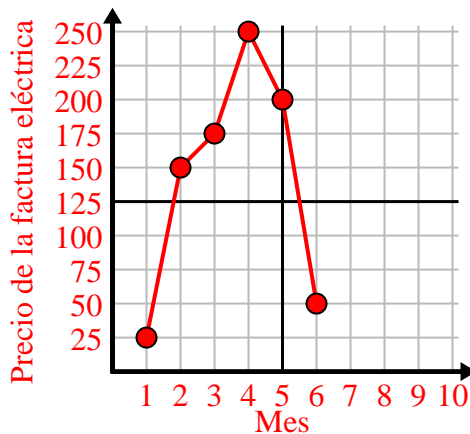
5)

Día	1	2	3	4	5	6
Mensajes enviados	40	35	30	50	10	20



6)

Mes	1	2	3	4	5	6
Precio de la factura eléctrica	25	150	175	250	200	50

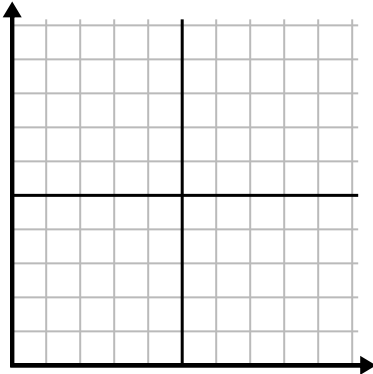




Complete la cuadrícula utilizando la gráfica.

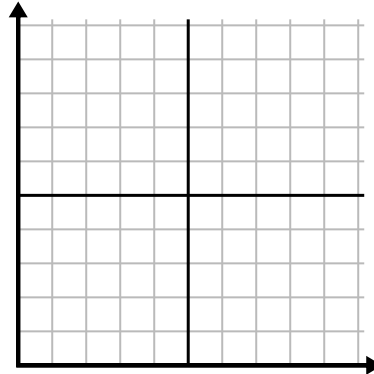
1)

Mes	1	2	3	4	5	6
Precio de la factura eléctrica	50	75	250	150	175	25



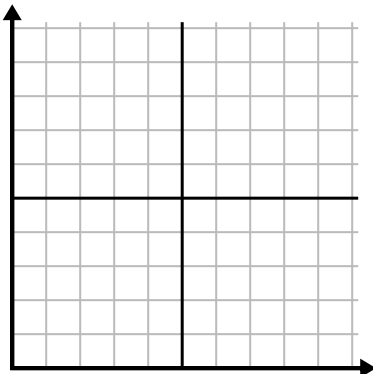
2)

Día	1	2	3	4	5	6	7
Videos de Youtube vistos	90	210	120	150	60	30	300



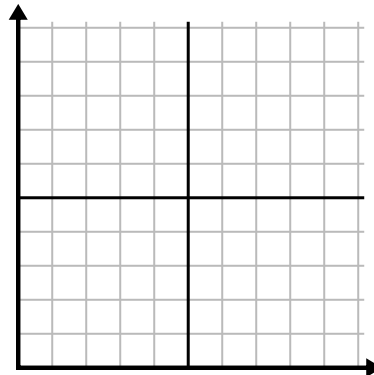
3)

Semana	1	2	3	4	5	6
Horas de televisión vistas	25	30	15	10	20	50



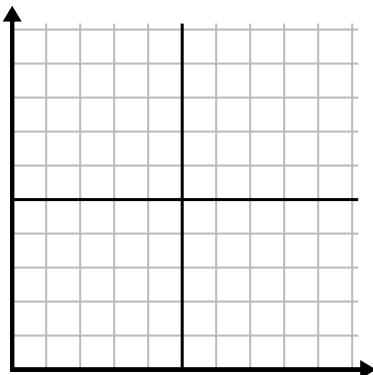
4)

Día	1	2	3	4	5	6	7
Comidas vendidas	900	400	200	800	100	500	300



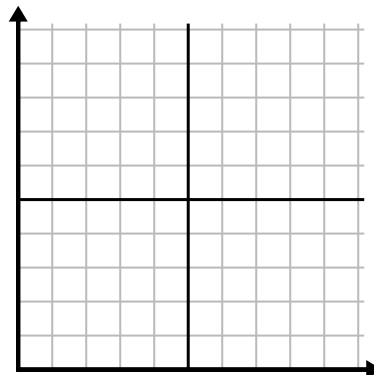
5)

Semana	1	2	3	4	5
Agua usada (galones)	60	80	10	30	20



6)

Día	1	2	3	4	5
Calorías quemadas	140	120	180	200	160

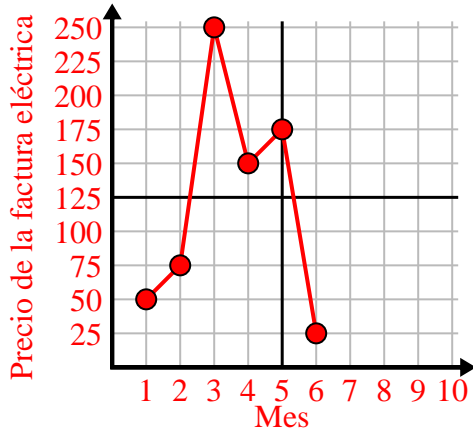




Complete la cuadrícula utilizando la gráfica.

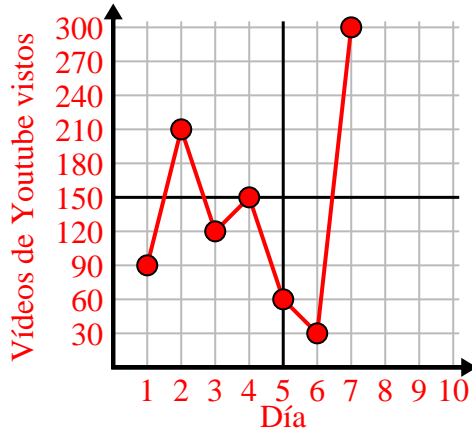
1)

Mes	1	2	3	4	5	6
Precio de la factura eléctrica	50	75	250	150	175	25



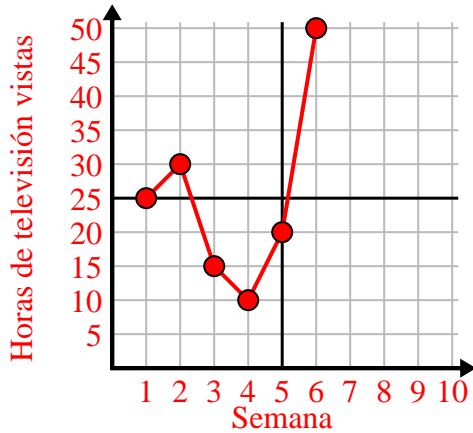
2)

Día	1	2	3	4	5	6	7
Videos de Youtube vistos	90	210	120	150	60	30	300



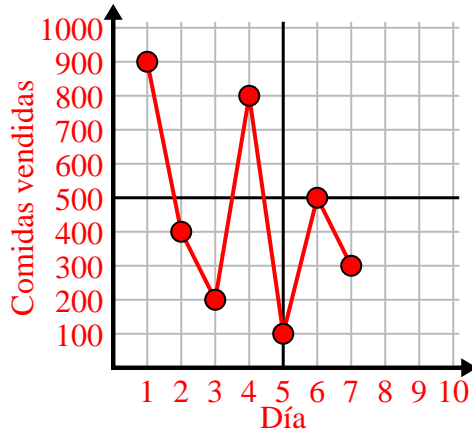
3)

Semana	1	2	3	4	5	6
Horas de televisión vistas	25	30	15	10	20	50



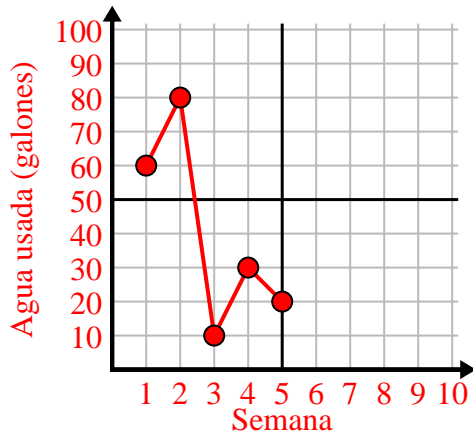
4)

Día	1	2	3	4	5	6	7
Comidas vendidas	900	400	200	800	100	500	300



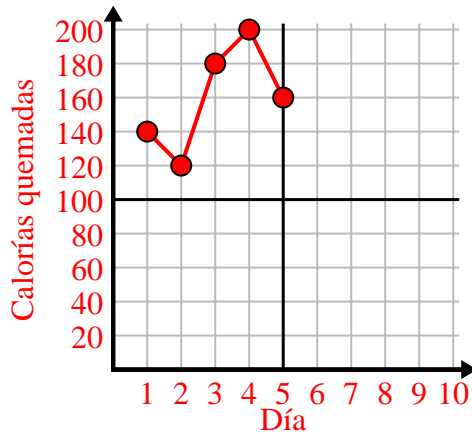
5)

Semana	1	2	3	4	5
Agua usada (galones)	60	80	10	30	20



6)

Día	1	2	3	4	5
Calorías quemadas	140	120	180	200	160

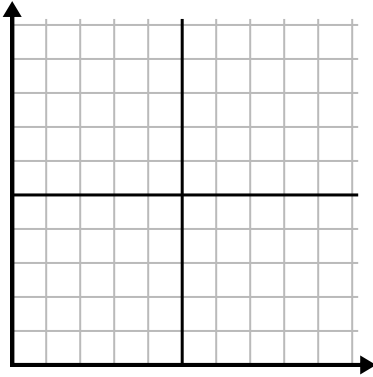




Complete la cuadrícula utilizando la gráfica.

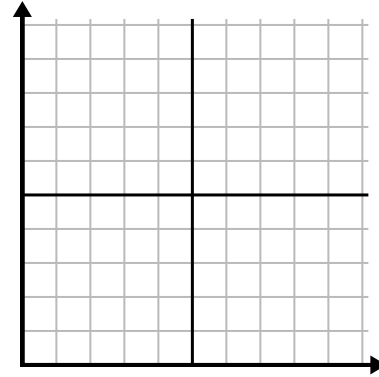
1)

Semana	1	2	3	4	5	6	7
Horas de televisión vistas	50	25	45	10	15	30	35



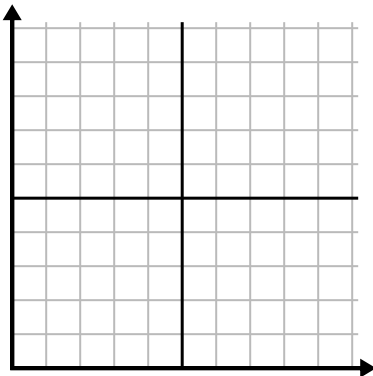
2)

Día	1	2	3	4	5	6
Mensajes enviados	20	5	50	30	10	15



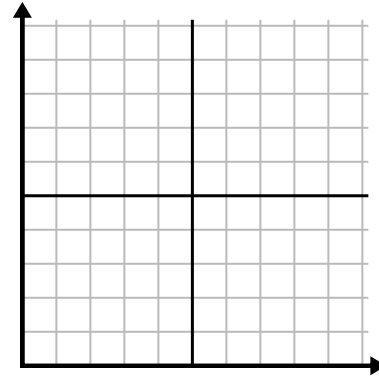
3)

Día	1	2	3	4	5	6
Vídeos de Youtube vistos	300	240	60	210	180	270



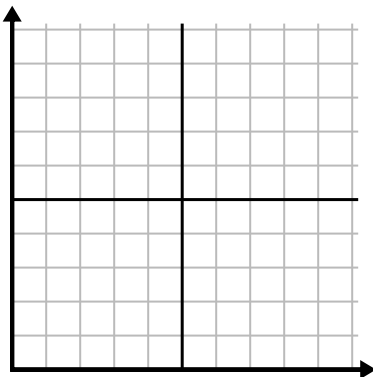
4)

Día	1	2	3	4	5
Dinero gastado	5	6	7	10	3



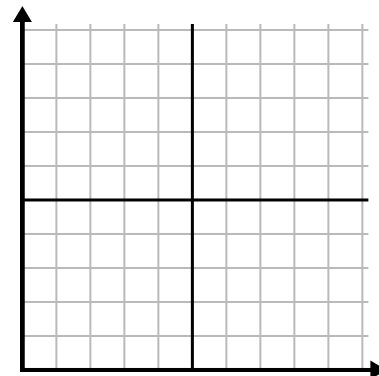
5)

Hora	1	2	3	4	5	6	7
Cantidad vendida	8	1	6	10	3	7	4



6)

Mes	1	2	3	4	5
Precio de la factura eléctrica	125	200	150	25	75

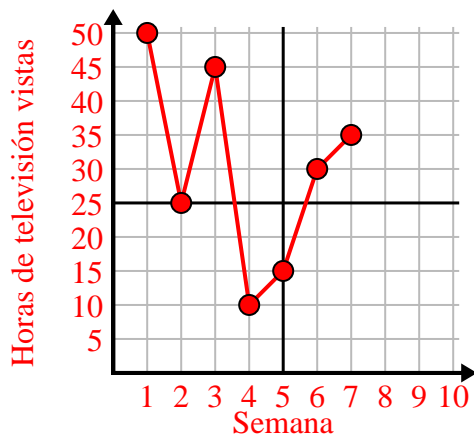




Complete la cuadrícula utilizando la gráfica.

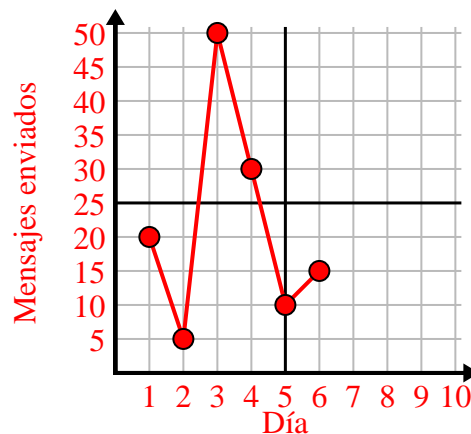
1)

Semana	1	2	3	4	5	6	7
Horas de televisión vistas	50	25	45	10	15	30	35



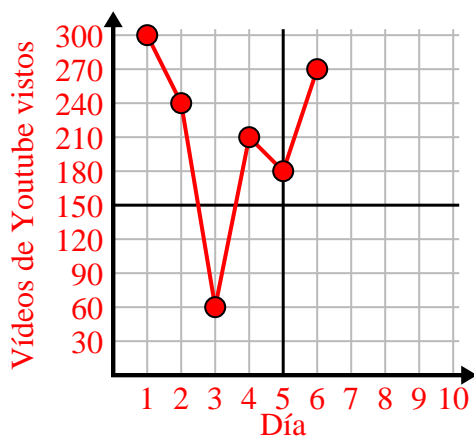
2)

Día	1	2	3	4	5	6
Mensajes enviados	20	5	50	30	10	15



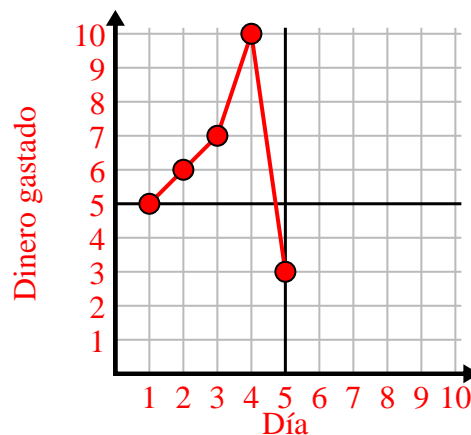
3)

Día	1	2	3	4	5	6
Vídeos de Youtube vistos	300	240	60	210	180	270



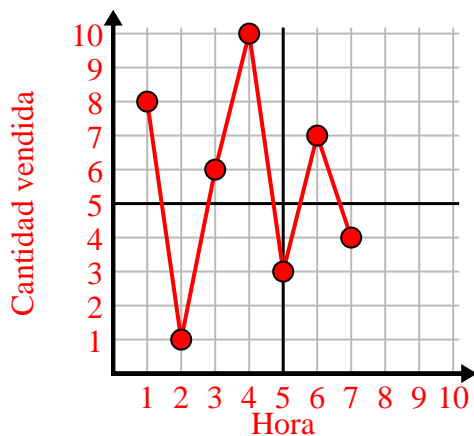
4)

Día	1	2	3	4	5
Dinero gastado	5	6	7	10	3



5)

Hora	1	2	3	4	5	6	7
Cantidad vendida	8	1	6	10	3	7	4



6)

Mes	1	2	3	4	5
Precio de la factura eléctrica	125	200	150	25	75

