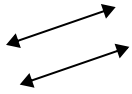




Utilice 'paralelo', 'perpendicular' (perpendicular) o 'inter' (intersección) para describir las líneas.

Respuestas

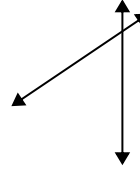
1)



2)



3)



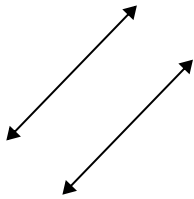
1. \_\_\_\_\_

2. \_\_\_\_\_

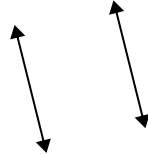
3. \_\_\_\_\_

4. \_\_\_\_\_

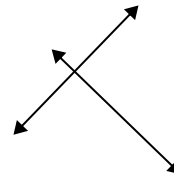
4)



5)



6)



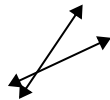
5. \_\_\_\_\_

6. \_\_\_\_\_

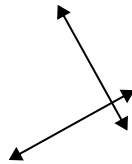
7. \_\_\_\_\_

8. \_\_\_\_\_

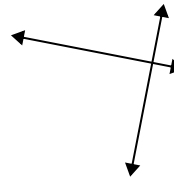
7)



8)



9)



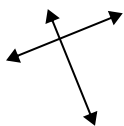
9. \_\_\_\_\_

10. \_\_\_\_\_

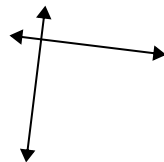
11. \_\_\_\_\_

12. \_\_\_\_\_

10)



11)



12)

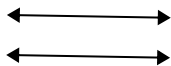


13. \_\_\_\_\_

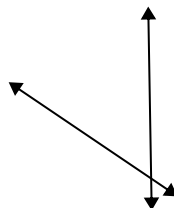
14. \_\_\_\_\_

15. \_\_\_\_\_

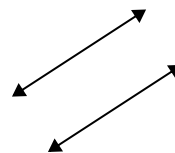
13)



14)



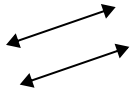
15)





Utilice 'paralelo', 'perpendicular' (perpendicular) o 'inter' (intersección) para describir las líneas.

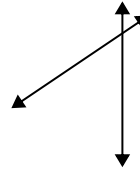
1)



2)



3)



1.

**paralelo**

2.

**inter**

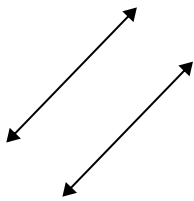
3.

**inter**

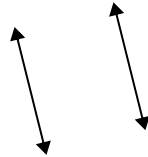
4.

**paralelo**

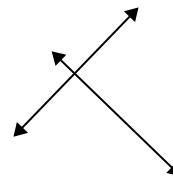
4)



5)



6)



5.

**paralelo**

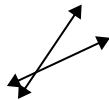
6.

**perp & inter**

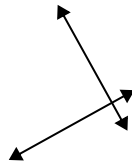
7.

**inter**

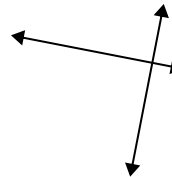
7)



8)



9)



9.

**perp & inter**

10.

**perp & inter**

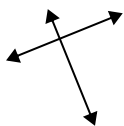
11.

**perp & inter**

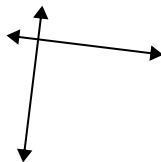
12.

**inter**

10)



11)



12)



13.

**paralelo**


14.

**inter**

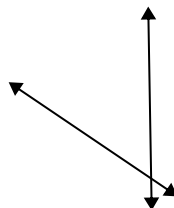
15.

**paralelo**

13)



14)



15)

