




Mida cada ITEM punta a punta y luego coloque sus resultados en la gráfica de línea.

Respuestas

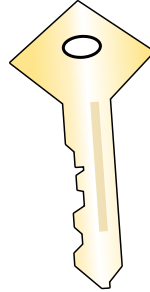
Ej)




1)



2)



3)



Ej. $1 \frac{1}{4}$

1. _____

2. _____

3. _____

4. _____

5. _____

6. _____

7. _____

8. _____

9. _____

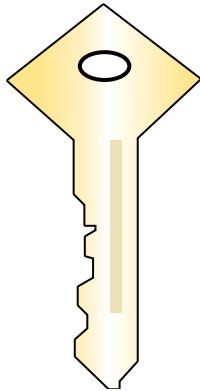
10. _____

11. _____

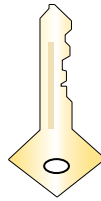
4)



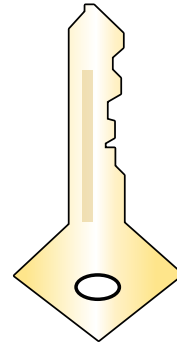
5)



6)



7)



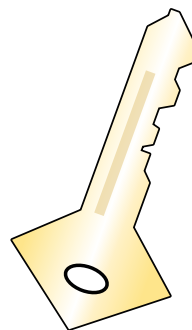
8)



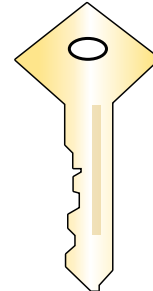
9)



10)



11)



Line Plot

$\frac{1}{4}$

$\frac{1}{2}$

$\frac{3}{4}$

1

$1 \frac{1}{4}$

$1 \frac{1}{2}$

$1 \frac{3}{4}$

2

