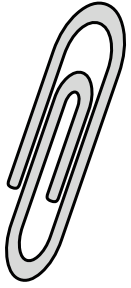





Mida cada ITEM punta a punta y luego coloque sus resultados en la gráfica de línea.

Respuestas


Ej)



1)



2)



3)



Ej. 1 1/2

1. _____

2. _____

3. _____

4. _____

5. _____

6. _____

7. _____


8. _____

9. _____

10. _____

11. _____

4)



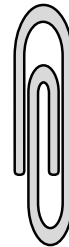
5)



6)




7)



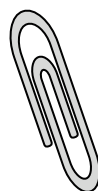
8)



9)



10)



11)

