Expresando Desigualdades en una Línea de Números

Nombre:

Usa la línea de números para expresar la desigualdad.

Ej) $X \leq 20$

-30 -20 -10 0 10 20 30 40 50 60 70

1) $X < -20$

-55 -50 -45 -40 -35 -30 -25 -20 -15 -10 -5 0 5 10 15

2) $X \leq 60$

10 20 30 40 50 60 70 80 90 100 110

3) $X \geq 175$

150 155 160 165 170 175 180 185 190 195 200 205

4) $X < 95$

65 70 75 80 85 90 95 100 105 110 115 120 125

5) $X \geq -120$

-180 -170 -160 -150 -140 -130 -120 -110 -100 -90 -80 -70

6) $X \leq -80$

-105 -100 -95 -90 -85 -80 -75 -70 -65 -60 -55

7) $X \geq -89$

-95 -94 -93 -92 -91 -90 -89 -88 -87 -86 -85 -84 -83 -82

8) $X \geq -190$

-220 -215 -210 -205 -200 -195 -190 -185 -180 -175 -170 -165 -160 -155

9) $X \leq -65$

-95 -90 -85 -80 -75 -70 -65 -60 -55 -50 -45 -40

10) $X \leq -160$

-210 -200 -190 -180 -170 -160 -150 -140 -130 -120 -110 -100 -90

11) $X > -141$

-148 -147 -146 -145 -144 -143 -142 -141 -140 -139 -138 -137 -136

12) $X \geq 30$

-40 -30 -20 -10 0 10 20 30 40 50 60 70 80 90

13) $X > 81$

74 75 76 77 78 79 80 81 82 83 84 85 86 87 88

1-10	92	85	77	69	62	54	46	38	31	23
11-13	15	8	0							

Expresando Desigualdades en una Línea de Números Nombre: **Clave De Respuestas**

Usa la línea de números para expresar la desigualdad.

Ej) $X \leq 20$

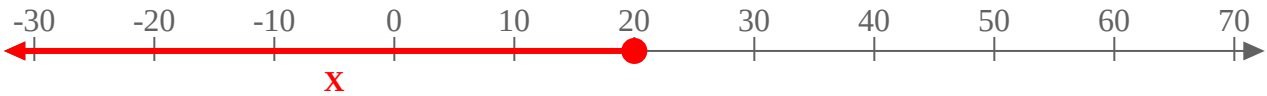

1) $X < -20$

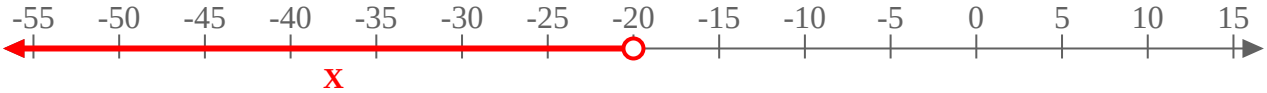

2) $X \leq 60$

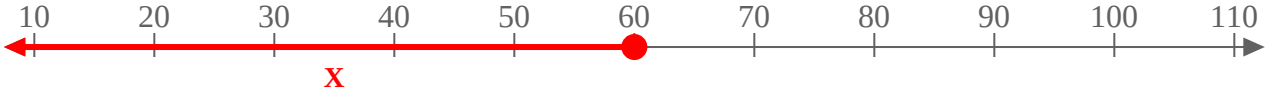

3) $X \geq 175$

4) $X < 95$

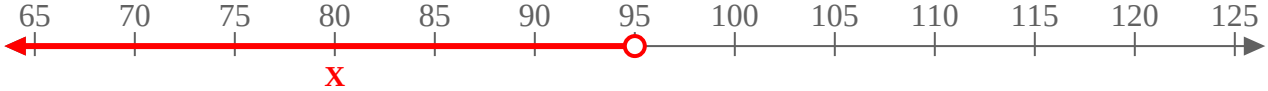

5) $X \geq -120$

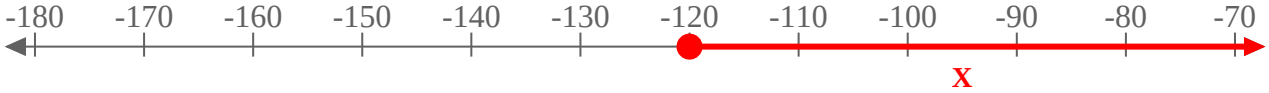

6) $X \leq -80$

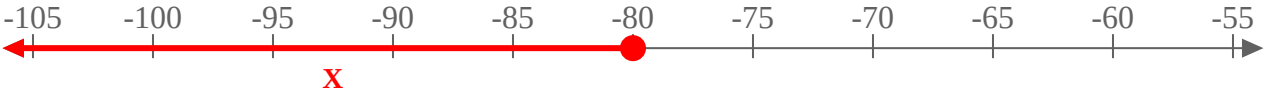

7) $X \geq -89$

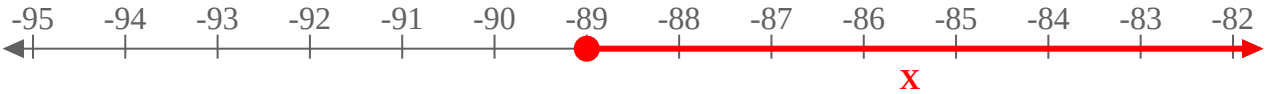

8) $X \geq -190$

9) $X \leq -65$

10) $X \leq -160$

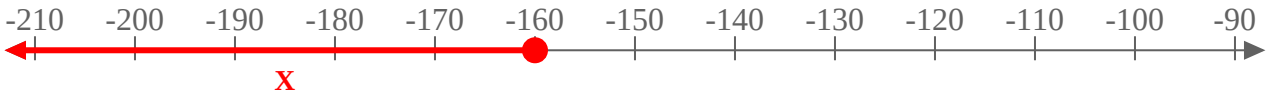

11) $X > -141$

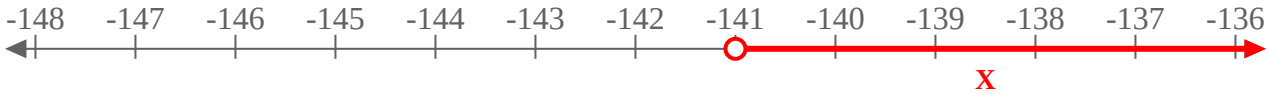

12) $X \geq 30$

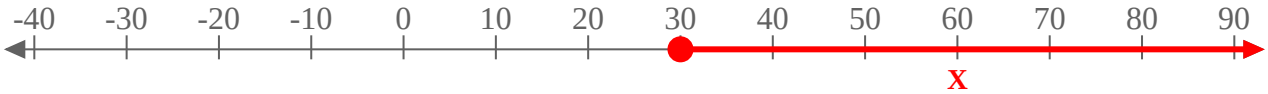

13) $X > 81$

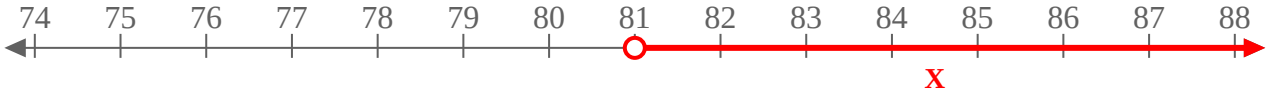

1-10	92	85	77	69	62	54	46	38	31	23
11-13	15	8	0							