



Determina si cada triángulo es agudo (A), obtuso (O) o recto (R) y si es equilátero (E), isósceles (I) o escaleno (E).

Acute Triangle:

All angles are less than 90° .

Obtuse Triangle:

One angle is greater than 90° .

Right Triangle:

One angle is 90° .

Equilateral Triangle:

3 equal sides. 3 equal angles.

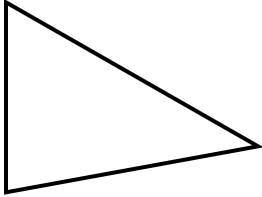
Isosceles Triangle:

2 equal sides. 2 equal angles.

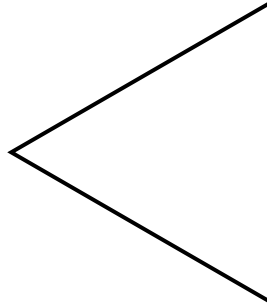
Scalene Triangle:

No equal sides. No equal angles.

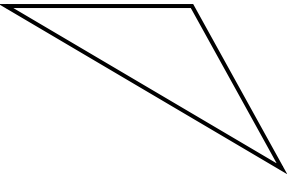
1)



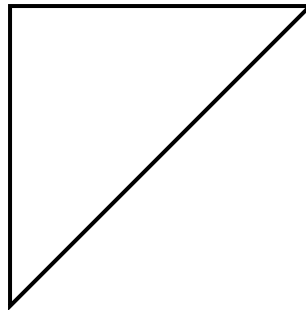
2)



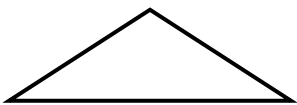
3)



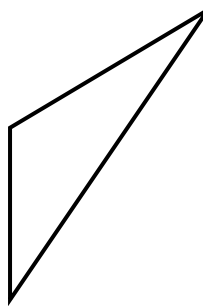
4)



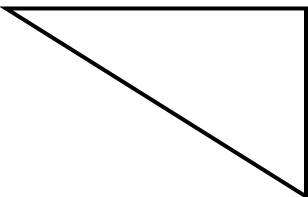
5)



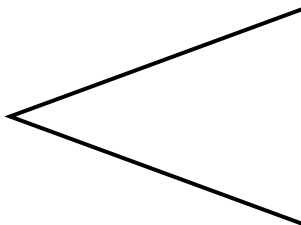
6)



7)



8)



Respuestas

1. _____

2. _____

3. _____

4. _____

5. _____

6. _____

7. _____

8. _____



Determina si cada triángulo es agudo (A), obtuso (O) o recto (R) y si es equilátero (E), isósceles (I) o escaleno (E).

Acute Triangle:

All angles are less than 90° .

Obtuse Triangle:

One angle is greater than 90° .

Right Triangle:

One angle is 90° .

Equilateral Triangle:

3 equal sides. 3 equal angles.

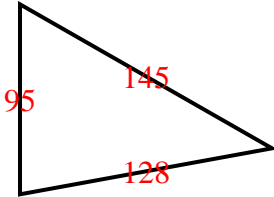
Isosceles Triangle:

2 equal sides. 2 equal angles.

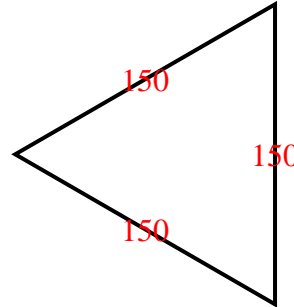
Scalene Triangle:

No equal sides. No equal angles.

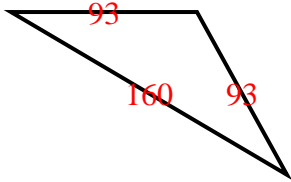
1)



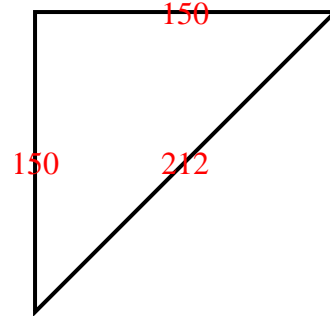
2)



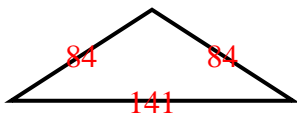
3)



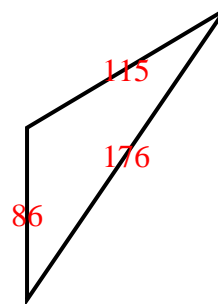
4)



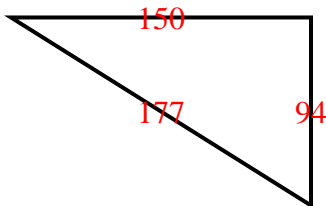
5)



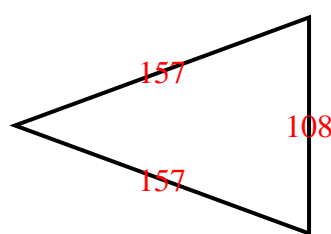
6)



7)



8)



Respuestas

1. **A S**

2. **A E**

3. **O I**

4. **R I**

5. **O I**

6. **O S**

7. **R S**

8. **A I**