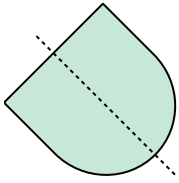


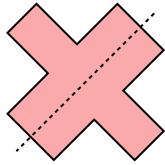


Determinar si la línea a través de cada figura es una línea de simetría.

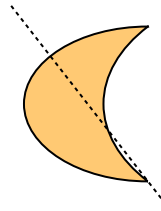
Ej)



1)



2)



**Respuestas**

Ej.     si    

1. \_\_\_\_\_

2. \_\_\_\_\_

3. \_\_\_\_\_

4. \_\_\_\_\_

5. \_\_\_\_\_

6. \_\_\_\_\_

7. \_\_\_\_\_

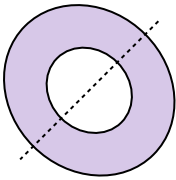
8. \_\_\_\_\_

9. \_\_\_\_\_

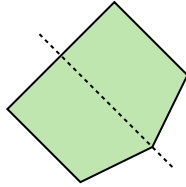
10. \_\_\_\_\_

11. \_\_\_\_\_

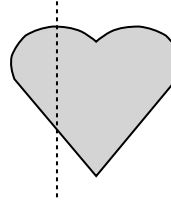
3)



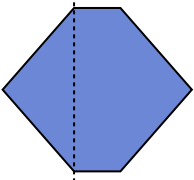
4)



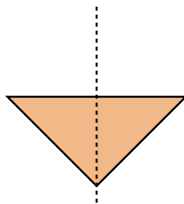
5)



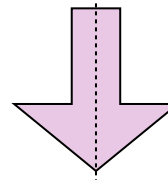
6)



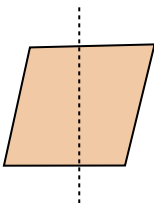
7)



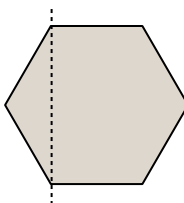
8)



9)



10)



11)

